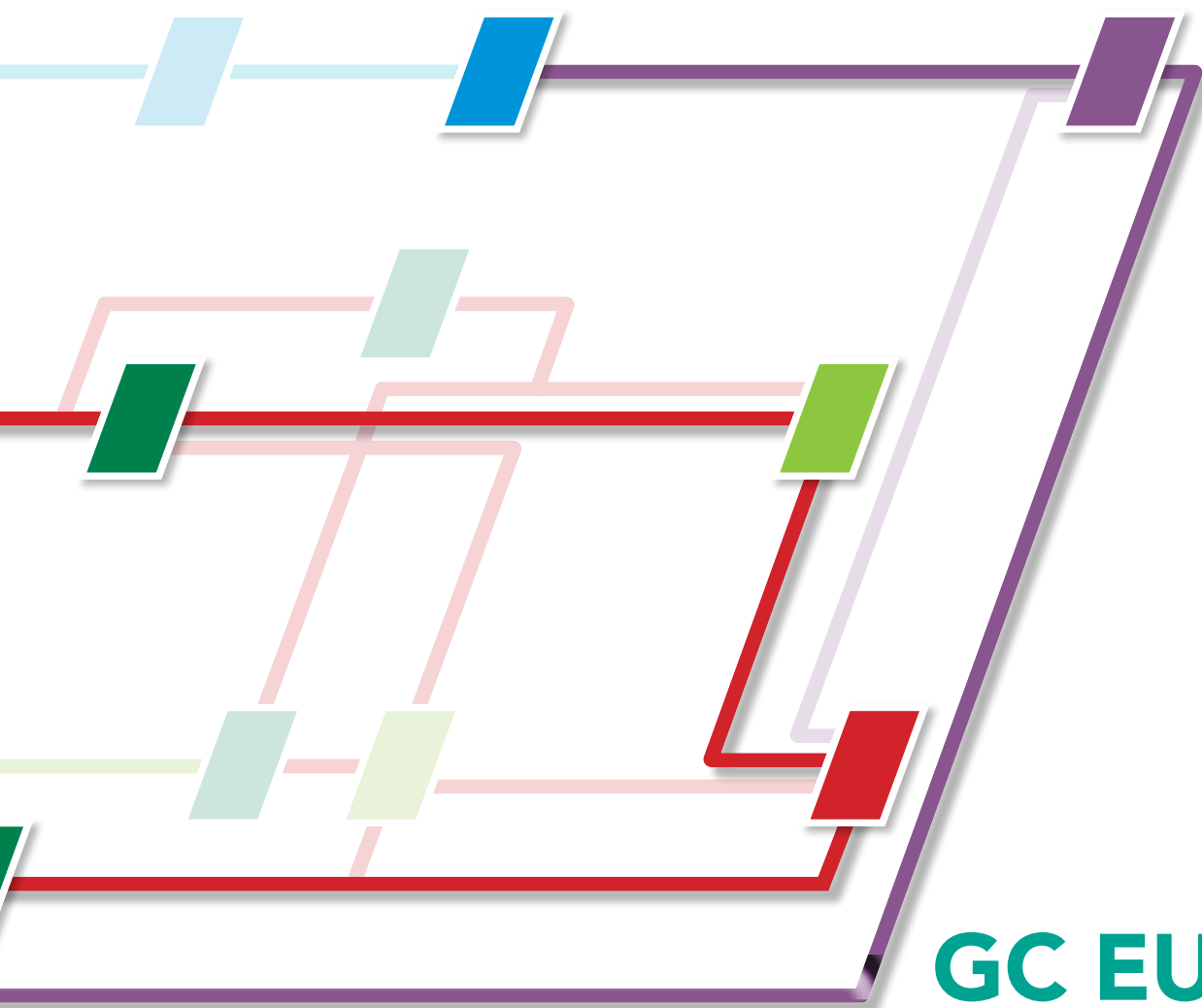




Get Connected,
Together towards
the best solutions
for your patients.



CATALOGUE

GC EUROPE

2016-2017

GC

GC EUROPE

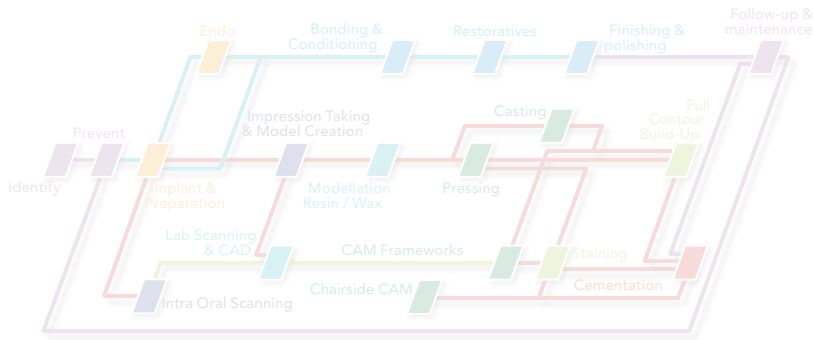


Table of contents

1	Index	40	FujiTemp LT Freegenol
2-3	Welcoming words	41	Luting Navigation Guide
4-5	About GC Europe	42	Fuji ORTHO LC (Automix) Fuji ORTHO
6-7	Metro map	43	Fuji ORTHO BAND & Fuji ORTHO Gel Conditioner
8	Intro MI Identify TriPlaque ID	44	Impression trays
9	Saliva-Check Buffer Saliva-Check Mutans	45	Exa'lence Examix, Exaflex
10	Intro MI Prevent MI Varnish	46	Exafast Aroma Fine PLUS
11	MI Paste Plus & Tooth Mousse	47	Fit Checker Advanced
12	Dry Mouth Gel Fuji Triage	48	EXABITE II NDS Bite Compound & ISO Functional Sticks
13	MI treatment plan	49	Reline Reline (Extra) Soft
14	Unifast III Revotek LC	50	Tissue Conditioner Coe-Pak (AUTOMIX)
15	Unifast TRAD & LC	51-52	aadva ALS
16	G-Premio BOND	53	Fujirock EP Basestone
17	G-ænial Bond G-Bond	54	Pattern Resin LS
18	GC Dentistry Guide	55	Investments for crowns and bridges
18	everX Posterior	56	Fujivest Platinum II Fujivest Premium
19	Essentia	57	Fujivest Super Fujivest II
20	G-ænial Anterior & Posterior	58	Stellavest Initial Cast NP
21	G-ænial Universal Flo G-ænial Flo X	59	MultiPressVest G-Cera ORBIT VEST
22	Gradia Direct	60	Initial Zr disk CERASMART
23	Gradia Direct Flo Gradia Direct LoFlo	61	Initial family overview
24	Cavity & Dentin Conditioner	62	Initial MC
24	Fuji LINING LC Paste Pak	63	Initial INmetalbond Initial Connector Paste
25	GIC indication chart	64	Initial LiSi
26	EQUIA Forte	65	Initial Zr-FS Initial TI & Bonder
27	EQUIA	66	Initial LF
28	Fuji IX GP Normal & Fast & Extra	67	Initial Gum & Bleach
29	Fuji II LC (Improved) Fuji VIII GP	68	Initial Lustre Pastes
30	everStickC&B everStickNET	69	Layering & Press over Metal & Zirconia Systems
31	everStickNET everStickORTHO	70	Optiglaze Color
32	Gradia Core step by step	71	GRADIA PLUS
33	everStickPOST & GC Fiber Post step by step	72	Metal Primer Z Ceramic Primer II
34	G-Coat PLUS New Metal Strips & Epitex	73	Composite Primer
35	CERASMART	73	Stick & StickNET
36	Luting by GC Fuji I	74	Labolight DUO
37	Fuji PLUS (EWT) FujiCEM 2	75-76	Training
38	G-CEM LinkAce G-CEM Capsule		
39	G-CEM LinkForce		



Global health agenda

95 years ago, a tiny laboratory was set up in Tokyo. From that point on, GC has committed itself to contributing to oral health worldwide and has achieved significant milestones along the way. Through decades of product innovation, research and development and world-class manufacturing, GC has firmly entrenched its partnership with dental professionals and to promote oral health for all. Today we are a leading dental company, contributing to oral health worldwide.

The link between oral and general health has been scientifically proven and as a result, we believe our products raise the quality of life, allowing people to lead healthier and happier lives. We continue to strive towards a healthy, long-living society. We will continue our efforts to support people's health, in view of our 100th anniversary and far beyond, entering a new "Century of Health".

Quality

To achieve this, quality assurance has always been a hallmark of GC activities, in all areas of our company. We are proud to have received recognition for this on many occasions from the highest regulatory bodies and we continue to strive towards achieving our targets. Our fundamental aim is to develop products that not only exceed worldwide quality standards but also protect the global environment.

At GC we also place great value on the communication between customers and researchers. The free exchange of opinions and information is a source of inspiration for all. Without question, the key to our success is based on the precise understanding of the needs and interests of our customers.

Corporate Philosophy

But our company vision goes far beyond the production of high-quality, innovative dental materials. The essence is captured in the 'Semui' concept, which all GC Associates follow in their daily work. As our corporate philosophy, it represents a combination of selflessness, objectivity, charity and great wisdom. Our top priorities are maintaining the consistently high quality of our products and delivering the greatest levels of satisfaction to our customers. We see ourselves playing a key role in serving others for the ultimate benefit of our global community of oral health professionals.

We thank you for joining us on this journey.

Makoto Nakao
President GC Corporation





European hub of excellence

GC Europe has a long history as the European hub of excellence for GC. From our successful expansion into regional markets across the continent over the past few decades, to our streamlined logistics operations and premium dental education facility, we are delighted to continue to deliver the highest standards of service to our customers. It is GC Europe's VISION to be the European benchmark and for this reason we will continue to invest in innovative systems and products that deliver added value to our customers. Through this we fulfil our MISSION of transforming GC into one of the leading oral health companies. We are proud to be a company that supplies world-class quality products and services to all European dental professionals.

Continued Growth and expansion

Our dedication to excellence enables us to set bigger goals, dream bigger dreams and attain new heights, while at all times being informed of the latest scientific knowledge.

An example of this is our long-standing relationship with the renowned Faculty of Dentistry at the Catholic University of Leuven (Belgium), as well as many other research centres. Through the Toshio Nakao Chair, our link with the Leuven University, we collaborate with the Faculty to promote research into the adhesion of all dental materials. The knowledge gained from this gives us a better understanding of how dentin and enamel adhesion works and allows us to translate this into the development of innovative products.

Moreover, the growth and expansions we have known as a company have always been the result of well thought decisions and considerate actions, rather than impulsive or impatient actions.

Connecting with Customers

One of our key aims is to engage with our customers to ensure we meet all of their needs. GC Europe embraces the diversity of its regional markets, having branches in all the major European countries, as well as strong support teams comprising local experts in the dental trade. Thanks to European-wide networking and a central database we can ensure that all of our products are delivered promptly and are consistently available through our network of partners. We use the feedback from our regular customer satisfaction surveys to track our progress and continue to improve.

Our regional branches are geared towards fostering this essential relationship through local language support with the added advantage of country-specific knowledge. This local approach is also reflected in our training facilities all over Europe. Apart from the central Campus in Leuven, Belgium, we now also give GC trainings & education at Campus facilities in France, Spain and Italy.

We hope to meet you soon at a GC event or training,

Michele Puttini
President GC Europe





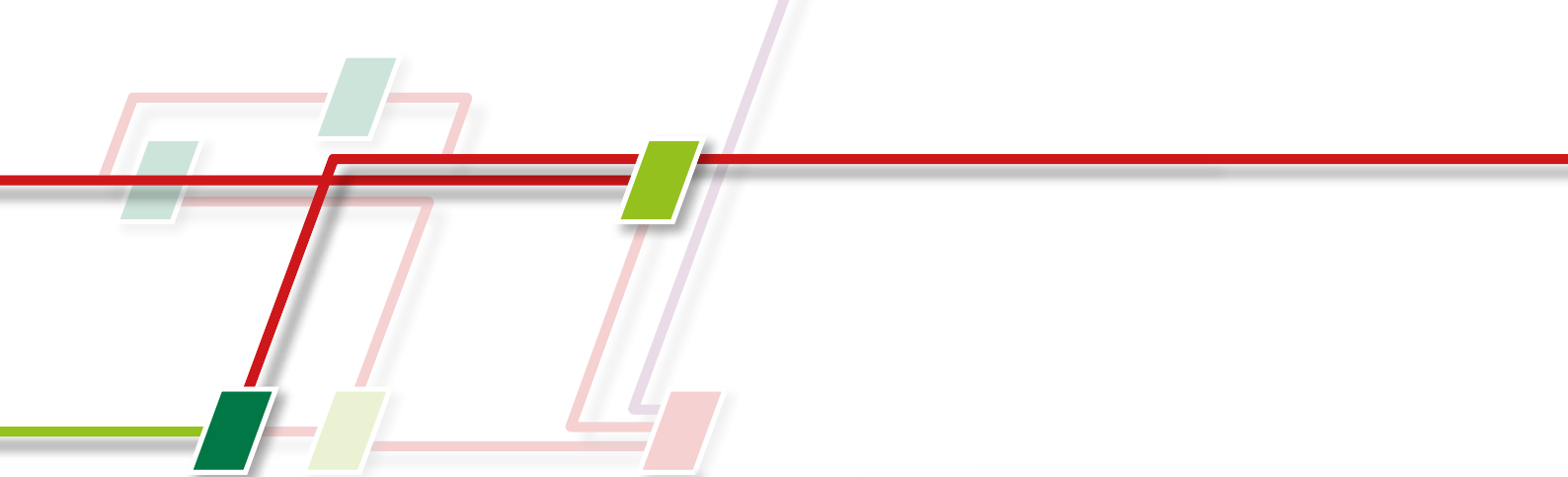
About GC Europe

For over 30 years, GC Europe has been recognised by both dentists and dental technicians alike as a provider of consistently high quality products that are easy to handle, as well as being capable of delivering the highest service standards to our customers. Our dedication to dentistry continually results in product development that provides value to our customers. We lead the way in glass ionomer technology and are well known for more than 20 years of expertise and progress in the field of gypsum products as well as impression and investment materials. In recent years we have added further strategic fields to our portfolio, in the form of innovative systems and products in Aesthetic Dentistry and Minimum Intervention.

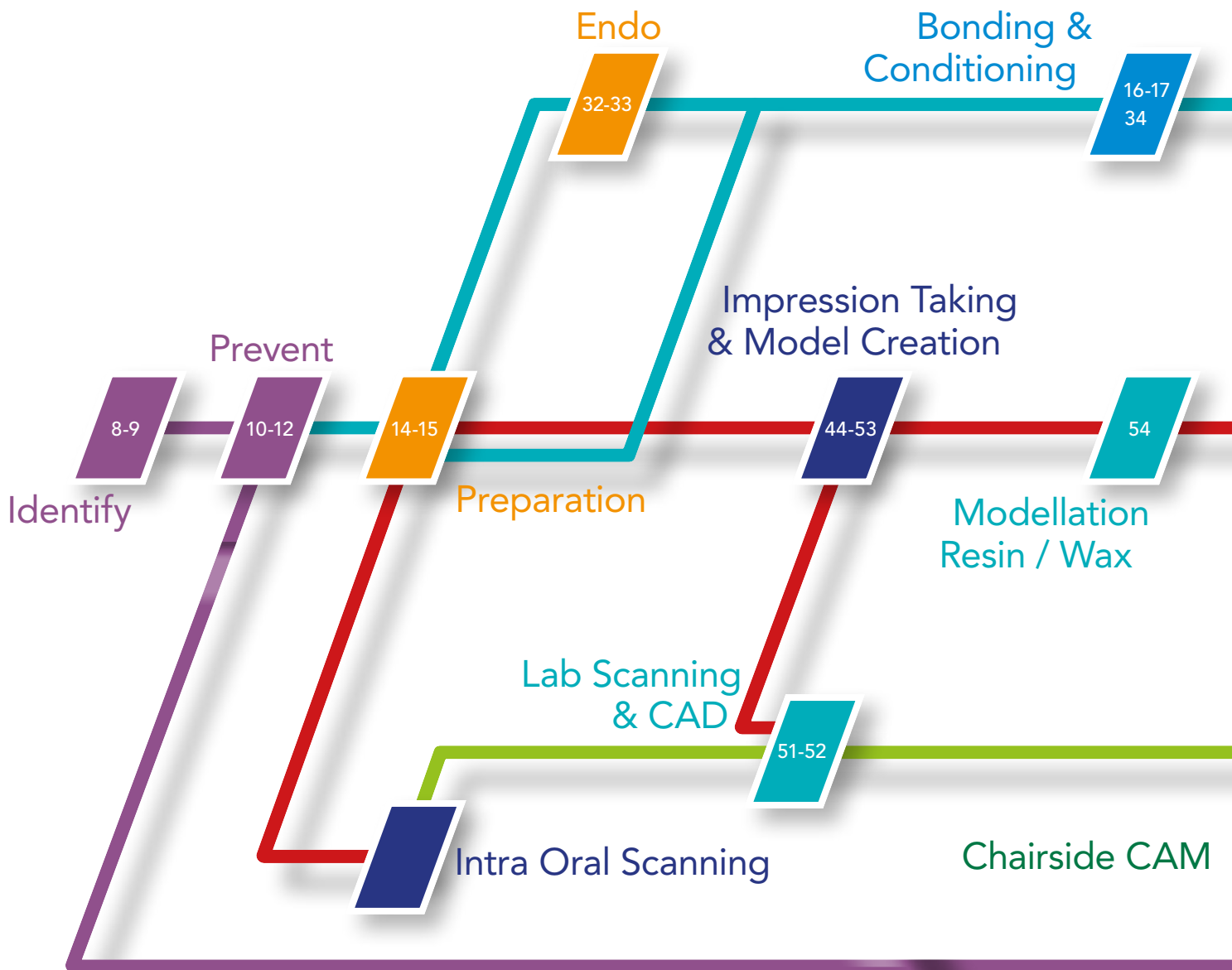
From any interaction that you have with us, our approach to excellence will be clear:

- Quality: our activities are focused on delivering consistently high standards, making us a trusted and reliable partner in your dental practice or dental laboratory
- Service: we take pride in our systems and operations which allow us to deliver our products to you with speed and convenience, so you can focus on creating beautiful smiles
- Accountability: we strive at all times to continually improve our services, strengthening our competence and excelling in not only responsiveness to the market and our customers but also our courtesy and friendly approach to business
- Technology: we believe in harnessing innovation in order to progress as this sets us apart and motivates us to grow and develop in all areas



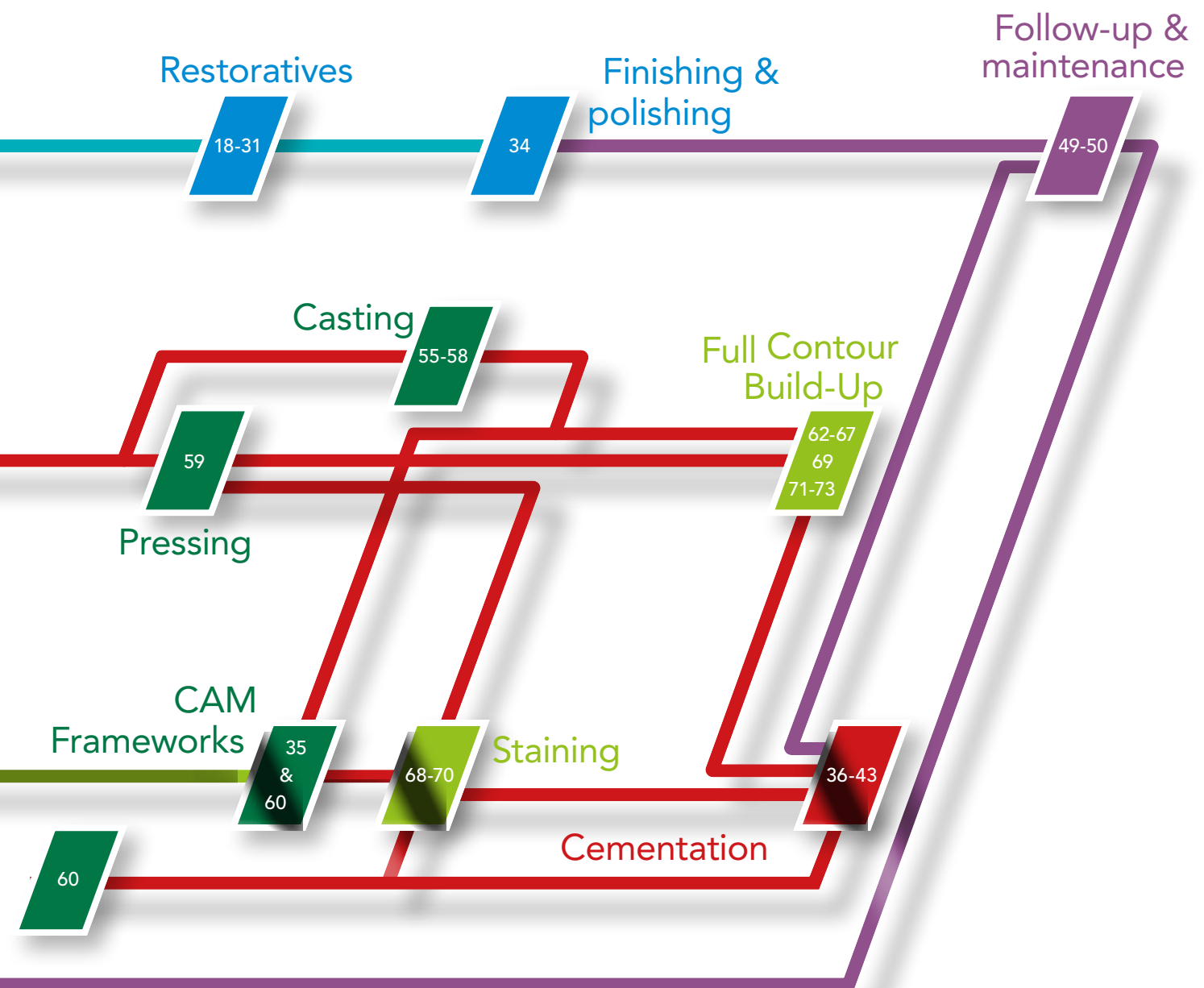


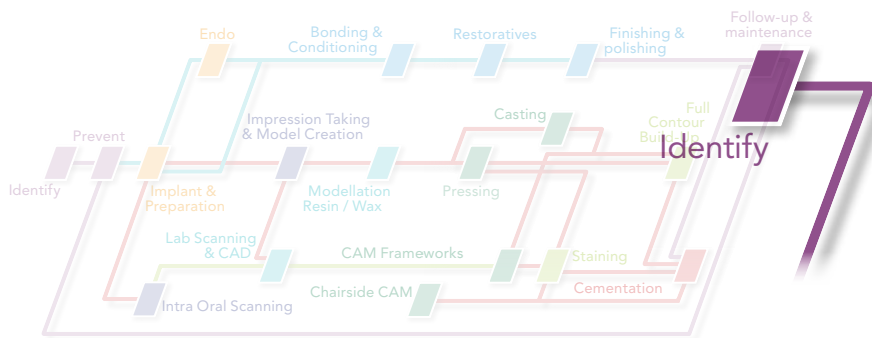
Get Connected, Together towards the best solutions for your patients.



The multitude of possible methods, workflows (analog or digital) and approaches is certainly one of the main characteristics of modern dentistry. An advantage to some, it may also prove to be a challenge to maintain a clear view for others. So we have created a "GC metro map". Generally it simplifies a public transport network in major cities worldwide, but we made it into a schematic design of the entire GC product portfolio and how each product is related.

First of all, this map clearly shows GC's presence in each domain. But also it shows that once you have chosen a certain trajectory or line, you don't have to stay on this line for the entire ride. GC keeps your options open, and like in real life, it's always interesting to get off the beaten track and explore unknown areas.





Because seeing is believing



Identification

The examination of a patient is not limited to the teeth, but takes all risk factors for caries into account like diet, brushing habits, the quantity and buffering capacity of saliva, the amount of cariogenic bacteria (like Streptococci Mutans) in saliva and the cariogenicity of plaque. In order to diagnose and monitor caries, the diagnostic threshold has to be reduced to the first clinical signs of caries in enamel. These early forms are clinically detectable in fissures and on flat surfaces as well as on X-rays for the interproximal areas. The use of diagnostic tools like GC Saliva-Check Mutans test kit, GC Tri Plaque ID Gel, GC Saliva-Check Buffer kit, not only helps you to get the most relevant information about the caries susceptibility of your patient but also helps to motivate your patient.

Tri Plaque ID Gel from GC:

Unique three tone plaque disclosing gel to identify new, mature and acid producing biofilm

GC Tri Plaque ID Gel can not only differentiate between old and new plaque in a few easy steps, this unique gel can also highlight exactly where the bacteria are most active by disclosing the acidic pH. This additional information will be a great help in your daily practice to motivate your patients to improve their oral hygiene.

INDICATIONS

Identify the plaque by observing the colour of the gel.

- Pink or red: fresh plaque
- Blue or purple: mature plaque (at least 48 hours old)
- Light blue: mature and strong acid producing plaque

ADVANTAGES

GC Tri Plaque ID Gel motivates your patients to improve their oral hygiene.

- Educational tool to help understand how lesions are formed and how a healthy oral environment is maintained
- Unique gel that not only helps to identify the age, but also the acidogenicity of the plaque
- Caries risk assessment can be done within a few minutes

ORDERING INFO

Tri Plaque ID Gel comes in a tube of 40 g and is good for approximately 130 applications.

RELATED PRODUCTS:

Tooth Mousse

MI Paste Plus

MI Varnish





Identify



Identify natural protection for teeth

Monitor and identify the main caries causing bacteria

Saliva-Check Buffer from **GC:**
 Chairside test to evaluate saliva's ability to protect teeth and motivate your patients

GC's Saliva Check Buffer kit is divided into 5 different steps, the first 3 steps involving unstimulated saliva while the last 2 steps involve the stimulated saliva. As the functions and characteristics of these two forms of saliva are different, by evaluating both, the test results will become very useful diagnostic and powerful communication tools to the patients.

INDICATIONS

GC's Saliva-Check Buffer is very useful to identify contributing factors like stress, smoking, disease, salivary gland pathology, chronic renal failure, drug abuse, menopausal hormone imbalance and medicine side effect. The results can be explained to the patient as part of the discussion about prevention and treatment.

ADVANTAGES

- Checks the flow rate, viscosity and consistency of non-stimulated saliva to inform how the patient's lifestyle influences their oral health.
- Checks the pH of the patient's resting saliva to determine whether acid levels are dangerously high, possibly causing erosion or caries problems.
- Checks the quantity of stimulated saliva to enable you to identify any major salivary gland diseases.
- Checks the buffering capacity of stimulated saliva to define the effectiveness of the saliva in neutralizing acids in the mouth.

ORDERING INFO

Saliva-Check Buffer is delivered in a pack of 20 tests.

Saliva-Check Mutans from **GC:**
 In-office test for rapid detection of high levels of streptococcus mutans

The Streptococcus mutans bacterial species plays a leading role in the initiation of dental caries. GC Saliva-Check Mutans uses a very specific immunochromatography process, not reliant on bacteria growth. This means incubators or other devices are not needed and accurate results are available in just 15 minutes. The test strip contains 2 monoclonal antibodies that selectively detect only the S.mutans species, meaning no other bacteria contaminate the results.

INDICATIONS

Who to test

- New patients, particularly children and the elderly
- Patients with lower natural oral protection because of low salivary flow
- Patients with an acidic diet, low oral pH or high frequency of fermentable carbohydrates
- Patients undergoing periodontal treatment due to higher risk of root surface caries
- Patients before extensive restorative treatment to avoid recurrence of cavitations
- Soon to be parents or young child carers, to prevent transmission

ADVANTAGES

- Results available in 15 min only, without any special equipment
- Using 2 monoclonal antibodies only Streptococcus Mutans is detected and no other bacteria species
- Enhances the motivation of patients with low salivary flow or low oral pH, with an acidic diet or high frequency of carbohydrate

ORDERING INFO

The Saliva-Check Mutans is available in packs of 10 tests.

RELATED PRODUCTS:

Tooth Mousse

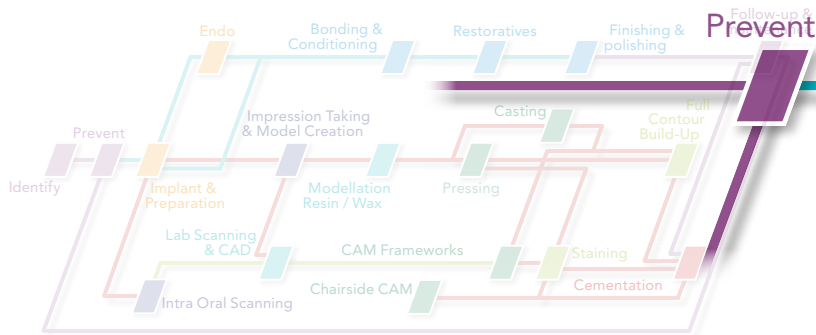


MI Paste Plus



MI Varnish





Support, replenish and protect with the stroke of a brush.



Prevention

Preventing caries from advancing is possible if a patient is willing to change certain habits. Diet and tooth-brushing must be optimised to be effective in caries prevention. In practice, active preventive treatments aim at reducing the caries risk factors and promoting remineralisation. A very effective strategy is a combination of professional mechanical tooth cleaning, a healthy diet and products like MI Varnish, GC Tooth Mousse and GC MI Paste Plus which help to boost fluoridation and promote remineralization, bringing the oral flora back to normal.

MI Varnish from GC:

Bio-available calcium, phosphate and fluoride for an enhanced varnish treatment, containing RECALDENT™ (CPP-ACP)

Thanks to the patented Recaldent™ technology, MI Varnish gives patients a head start in caries protection when fluoride, calcium and phosphate combine and form a strong protective coating. The neutral pH of 6,6 enhances enamel acid resistance and inhibits demineralisation. In the acidic environment, calcium and fluoride dissolve from the covering layer and as a result, the teeth are no longer under direct attack by acids.

CPP-ACP was developed at the School of Dental Science at the University of Melbourne Victoria/ Australia. RECALDENT™ is a trade mark used under license. RECALDENT™ (CPP-ACP) is derived from milk casein. Do not use on patients with a milk protein and/ or hydroxybenzoates allergy.

INDICATIONS

MI Varnish can prevent hypersensitivity in various clinical situations

- Cervical area
- Molar Incisor Hypomineralisation (MIH)
- After professional mechanical tooth cleaning
- Occlusal wear

ADVANTAGES

MI Varnish delivers a powerful dose of fluoride, with the added booster effect of the calcium and phosphate ions through its patented Recaldent™ technology.

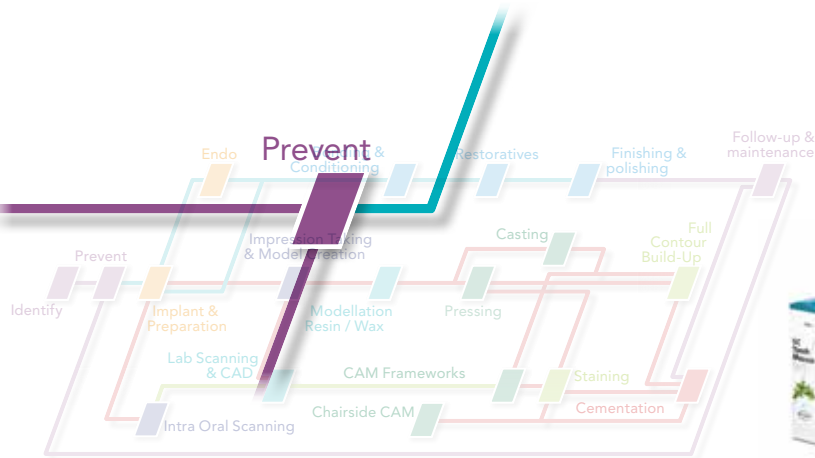
- High initial fluoride release
- Minimises tooth sensitivity and strengthens enamel
- Neutral pH of 6,6 enhances enamel acid resistance and inhibits demineralization
- Penetrates dentinal tubules effective to block them
- Sticks to applicator brushes and flows easily in hard to reach areas
- Does not clump or coagulate when exposed to saliva
- Neutral shade with natural translucency

ORDERING INFO

MI Varnish comes in packs of 10, 35 or 100 unit doses in the flavours strawberry and mint.

RELATED PRODUCTS

Tooth Mousse, MI Paste Plus, Fuji Triage



MI Paste Plus and Tooth Mousse from GC: Remineralising sugar free dental topical crème, containing bio-available calcium and phosphate

Recaldent™ is derived from the milk protein, casein. For many years it has been known that milk and its derivatives have a tooth protective effect. Research has shown that this activity is due to a part of the casein protein called Casein Phosphopeptide (or CPP), which carries calcium and phosphate ions in the form of Amorphous Calcium Phosphate (or ACP). GC Tooth Mousse, the first product for professional use to contain this complex of CPP-ACP (Recaldent™), the ideal delivery system for bio-available calcium and phosphate ions. MI Paste Plus in addition contains a unique, patented form of fluoride. MI Paste Plus releases all three of the ions needed to form acid-resistant fluorapatite by BOTH remineralisation and fluoridation.

CPP-ACP was developed at the School of Dental Science at the University of Melbourne Victoria/ Australia. RECALDENT™ is a trade mark used under license. RECALDENT™ (CPP-ACP) is derived from milk casein. Do not use on patients with a milk protein and/ or hydroxybenzoates allergy.

INDICATIONS

Natural defence against caries with Tooth Mousse for patients who:

- have a low to medium risk of caries
- suffer from white spot lesions
- experience hypersensitivity before and after teeth whitening
- have had professional procedures such as root scaling or cleaning
- For children below the age of six

Improve how you remineralise and boost fluoridation with MI Paste Plus for patients who:

- need extra protection due to medium or high susceptibility to caries
- are medically compromised
- have an acidic oral environment
- suffer from erosion and gastric reflux
- need support due to very poor plaque control

Bio-available calcium and phosphate with or without fluoride.

ADVANTAGES

When MI Paste Plus and Tooth Mousse are applied to tooth surfaces, the CPP-ACP molecule binds to biofilm, plaque, bacteria, hydroxyapatite and surrounding soft tissue.

- Delivers RECALDENT™ Casein Phosphopeptide - Amorphous Calcium Phosphate
- Inhibits enamel demineralisation and induces remineralisation
- Reduces hypersensitivity by obturating open dentinal tubules
- Prevents initial caries forming thanks to the anti-cariogenic properties
- Reverses white spot lesions
- The delicious flavours stimulate saliva flow for an enhanced effectiveness of CPP-ACP

In addition the 900ppm of a unique, patented form of fluoride in MI Paste Plus

- Buffers the pH changes in plaque
- Impairs the adhesion and growth of S. Mutans and Sobrinus
- Remineralises early enamel lesions and makes enamel more resistant
- Optimises the transport and intake of fluoride by enamel

ORDERING INFO

MI Paste Plus and Tooth Mousse are available in 5 delicious flavours: Melon, Strawberry, Tutti Frutti, Mint & Vanilla in tubes of 35 ml.

RELATED PRODUCTS

MI Varnish



Prevent



Relief and comfort whenever, wherever!

Dry Mouth Gel from **GC**:
Neutral pH gel to help relieve dry mouth.

Dry Mouth Gel is a unique, sugar free product designed to help relieve dry mouths and provide long lasting comfort and a soothing effect for patients. Uniquely, unlike most saliva substitutes, Dry Mouth Gel has a neutral pH, meaning that effective symptomatic relief can be provided, whilst preserving oral pH within the safe range to prevent demineralization.

INDICATIONS

Patients with the following conditions may benefit from Dry Mouth Gel:

- Mouth breathing during sleep
- Drug-induced dry mouth from prescription or 'over the counter' products
- Sjögren's syndrome
- Radiation treatment
- Long standing conditions that can impair salivary flow – e.g. diabetes mellitus, chronic hepatitis C infection and such connective tissue autoimmune diseases as systemic lupus erythematosus
- Denture wearers for tissue protection and lubrication

ADVANTAGES

- Helps to relieve dry mouth and providing long lasting comfort
- Neutral pH preserves oral pH in the safe range to prevent demineralisation
- Relieves up to 4 hours
- Also recommended to help relieve dry mouth experienced by denture wearers

ORDERING INFO

Dry Mouth Gel is available in a handy 35 ml tube, available for immediate use whenever necessary, in 4 flavours: Mint, Raspberry, Orange and Lemon Vanilla.

RELATED PRODUCTS:

Tooth Mousse

MI Paste Plus

MI Varnish



Simple and serious
protection for teeth at need.

Fuji TRIAGE from **GC**:
Radiopaque low viscosity glass ionomer
surface protection material

Children with fragile, erupting teeth. Adults seeking immediate relief from sensitive teeth. Elderly patients developing caries, rampant and unchecked. They all need protection fast.

GC Fuji Triage has a strong track record of preventing caries in erupting teeth. GC Fuji Triage is self-adhesive, insensitive to moisture and has a low enough viscosity to penetrate pits and fissures.

INDICATIONS

- Fissure protection
- Hypersensitivity prevention and control
- Root surface protection
- Intermediate endodontic sealing

ADVANTAGES

- Can be applied when saliva control is not possible, allowing treatment of newly erupted molars (partially) covered by soft tissue
- Available in white and a translucent pink shade that allows visible control during recalls
- Chemical adhesion to tooth structure, no need for etching and bonding
- Easy-to-apply low viscosity
- Self-curing conventional GIC without addition of resins
- Pink shade can be optionally 'command set' with VLC unit for early protection against dehydration
- Very high level of fluoride release

ORDERING INFO

Fuji TRIAGE comes in the colours pink and white and is available as powder – liquid or in a capsulated form.

RELATED PRODUCTS

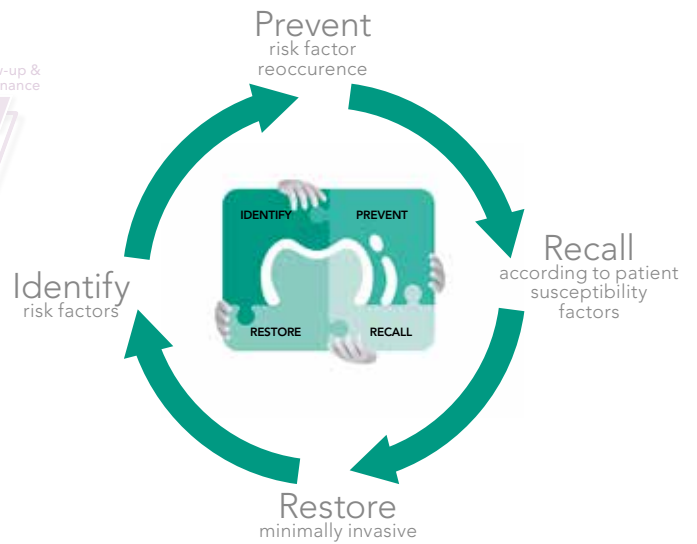
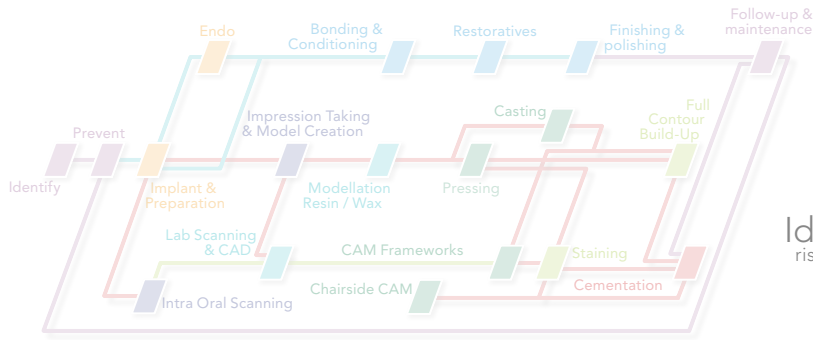
Capsule
Applier IV

Capsule
Mixer CM-II

Cavity
Conditioner

Dentin
Conditioner





MI treatment plan

The GC Europe 'MI Advisory Board' is a pan-European group of top level academics, researchers and general dental practitioners. Through creative collaboration they have established the Minimal Intervention Treatment Plan (MITP) as a guide for the implementation of the MI philosophy into routine dental practice.

The primary objective of the MITP is to clarify and simplify patient-centered management pathways which a dental team can follow with the patient. Thanks to this systematic approach the processes of diagnosis, prevention, treatment and control can become a regular part of dental care, thus contributing to enhanced patient quality of life.

MI TREATMENT PLAN

The GC Europe MI Advisory Board presents an evidence-based and patient-centered MI approach for use in routine dental practice based on four key phases:

MI IDENTIFY

The examination of a patient is not limited to the teeth but also takes into account the caries risk factors like diet, brushing habits and saliva. By executing simple chairside tests, an appropriate treatment and prevention programme can be planned. In addition, the test results can be used to educate and motivate patients and ensure their compliance.

MI PREVENT

If a patient is willing to change his or her habits, preventing caries from advancing is indeed possible. In practice, a combination of professional mechanical tooth cleaning, the use of remineralising products and a healthy diet reduces caries risk factors and promotes remineralisation.

MI RESTORE

Restorative MI interventions are based on the principle of maximal preservation of natural tooth structure. Early lesions can be healed by non-invasive remineralisation treatments whilst minimally invasive cavities can be filled with biomimetic materials such as Glass Ionomer Cement.

MI RECALL

In cariology, standard recall schemes in which patients see the dentist twice a year have long been used. This frequency is too long for high risk patients and for some with very low susceptibility it is perhaps too short. The MI treatment plan allows you to give your patients the most individually tailored recall period by taking into consideration their unique risk factors.

Preparation



Because successful treatments start with professional provisional care

Revotek LC from GC: Temporary C&B Material

GC Revotek LC, the first single-component light-curing composite resin for temporary restorations delivered as a stick. Fabricating high quality temporary inlays, onlays, crowns, veneers and bridges has never been this easy.

Simply cut, shape and cure.

INDICATIONS

Fabrication of temporary crowns, bridges, inlays and onlays until a permanent treatment is carried out

ADVANTAGES:

- Direct modelling in the mouth without mixing or pre-impressions
- For 60 average size inlays or 30 average size crowns
- Working and setting times are determined by the operator
- Easy removal from the mouth
- Highly wear resistant with negligible risk of fractures
- Composite material with absence of exothermic heat, odour or chemical irritation

ORDERING INFO

Available in the shade B2.

Unifast III from GC: Self-curing acrylic resin for temporary inlays, crowns, bridges & repairs

UNIFAST III - introduces the SURF Technology (Surface Uniformity Revolutionary Fixation Technology), a revolutionary polymer processing technology where polymer particles are coated with pigment and guarantee bubble-free, long-lasting and even-coloured mixtures. Handling, physical properties and aesthetics have reached levels beyond expectation with powder liquid resins.

INDICATIONS

What can Unifast III bring to your practice?

- Temporary crowns, bridges and inlays
- Implant bridges and closing of implant screw holes
- Dentures with attachments or repairs
- Gingiva reproduction

ADVANTAGES

- Superior handling for brush-on & pouring technique
- Perfect balanced composition for long term temporaries
- Shade range to meet the highest demands
- Time saving coating agent OPTIGLAZE Colour

ORDERING INFO

The powder is available in 35 g, 100 g in following shades: A1, A2, A3, A3.5, B2, E3, Incisal, Clear, No.3 (Pink), No.8 (Pink Veined).

There are also 300 g refills for A2, A3, Incisal, No.8 (Pink Veined).

The liquid is supplied in 40 g (42 ml), 100g (104 ml) and 250 g (260 ml) bottles.

RELATED PRODUCTS

GC Pliers



Freegenol



Fuji TEMP LT





Unifast TRAD and Unifast LC from GC: Acrylic for temporary restorations

Temporary treatment of prepared teeth and gaps is an essential part of successful, well-fitting prosthetic work, and must take account of functional, periodontal and aesthetic aspects.

GC Unifast TRAD and the light-cured equivalent GC Unifast LC both match precisely to the requirements of short-term, temporary restorations. Based on methyl methacrylate resin both products meet the needs for speed of treatment, problem-free removal during the setting phase as well as the economical aspect. The advantages of this class of material perfectly satisfy the particular demands associated with the short-term provision of temporary inlays or onlays, single crowns and short-span bridges.

INDICATIONS

Universal resins for the short-term provision of temporary inlays, onlays, crowns and bridges and repair of (partial) dentures.

Because successful treatments start with professional provisional care

ADVANTAGES

- Good wettability of powder and liquid makes it easy to produce a homogeneous, bubble-free mix
- Typical rubbery elasticity allows problem-free removal of the temporary restoration
- "memory effect" to prevent any lasting deformation during removal
- Choice of several shades for both versions
- Highly economical

GC UNIFAST TRAD specific

- Practice-oriented working time for economical and time-saving treatment of patients. Only 2'30" after mixing, the temporary restoration can be removed from the mouth
- Additional shades for the repair of partial and full dentures

GC UNIFAST LC specific

- Controlled setting by light curing for working without time pressure even for the most complicated situations

ORDERING INFO

Both products are available in powder / liquid form in a wide range of shades.

RELATED PRODUCTS

GC Pliers

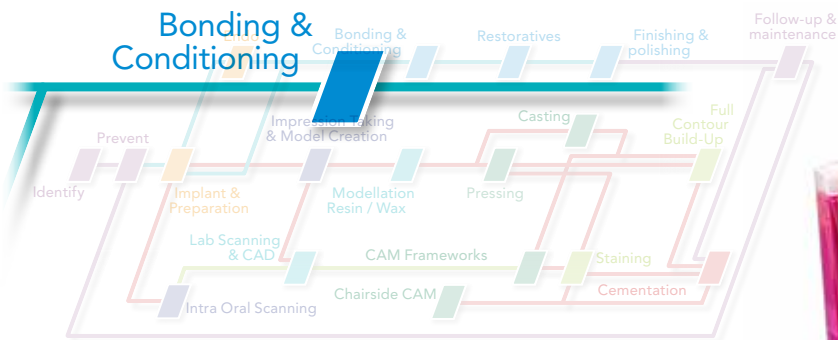


Freegenol



Fuji TEMP LT





G-Premio BOND from GC: One-component light-cured universal adhesive

G-Premio BOND is a one-bottle universal bonding agent compatible with all etching modes. It can be used for direct bonding, but also for repair & hypersensitivity treatment. Moreover, GC wants to offer this ease of use and versatility without any impact on the quality of the bond. G-Premio BOND offers the advantages of a universal, but with a top performance in all situations thanks to a unique combination of three functional monomers (4-MET, MDP, MDTP).

INDICATIONS

- Direct bonding of light-cured composites and compomers to tooth structure
- Bonding of dual-cure core build up composites to tooth structure, as long as these materials are light-cured
- Bonding of the dual-cured adhesive luting cement G-CEM LinkForce to tooth structure
- Intraoral repair of composite, metal-based and zirconia/ alumina-based restorations
- Intraoral repair of ceramic restorations in combination with a silane coupling agent (like Ceramic Primer II)
- Treatment of hypersensitive teeth
- Sealing of tooth preparation (cavity or abutment) for indirect restorations

Believe in zero compromises

ADVANTAGES

Dare to go for...

- Zero debondings: high & durable bond to tooth structure and indirect substrates thanks to 3 functional monomers
- Zero discolorations: extremely thin film thickness (3 µm) and strong bonding layer with high filler content
- Zero post-operative sensitivity: dentin tubules either remain closed or are sealed by the adhesive, preventing sensitivity regardless of the use of etching or not
- Zero mistakes: clear procedure and very low technique-sensitivity
- Zero hassle: one bottle for many uses & excellent handling with optimal wettability and long working time
- Zero waste: short procedure & economical dispensing with 300 drops per bottle

ORDERING INFO

G-Premio BOND is available in a 5mL bottle (with or without accessories) and in packs of 50 unit doses (0.1 mL).

RELATED PRODUCTS

Essentia



G-ænial



Gradia Direct



G-CEM LinkForce



Bonding & Conditioning



The art of creating permanent connections

G-aenial Bond from **GC**:
One component self-etching light-cured adhesive

With the selective etching approach, G-aenial bond offers the best of both worlds: the simplicity and reduced post-operative sensitivity of a self-etch adhesive, together with the greater bond strength to enamel that was traditionally found only with etch & rinse adhesives.

INDICATIONS

G-aenial Bond can be used in the self-etch or in the selective etch technique for:

- Bonding of light cured composites and compomers to tooth structure
- Bonding of dual-cure luting and core build up composites to tooth structure, as long as these materials are light cured

ADVANTAGES

With G-aenial Bond you get the highest and safest adhesion to both enamel and dentin, regardless of the etching technique you choose:

- Excellent performance on dentin and enamel in self-etch mode
- Possibility to etch enamel without jeopardising the bond strength on dentin
- High adhesion values and very good marginal integrity thanks to the combination of chemical adhesion and micro-mechanical retention
- HEMA- free formulation preventing the degradation of the bonding layer in time for long-lasting adhesion
- No post-operative sensitivity, regardless of the technique or composite used

ORDERING INFO

G-aenial Bond is available in a 5mL bottle, with or without accessories.

RELATED PRODUCTS

Essentia



G-aenial



Gradia Direct



everX Posterior



Advanced 7th generation bonding with proven long-term performance

G-BOND from **GC**:
One component self-etching light-cured adhesive

G-BOND is an easy-to-use self-etching light-cured adhesive.

It utilises both chemical adhesion and micro-mechanical retention principles to form a unique and stable nano interaction zone (NIZ) with the dentin. At the same time, it also offers a reliable adhesion to enamel. Several clinical studies (including one with 9-year follow-up) have proven its extremely good performance in time.

INDICATIONS

G-BOND can be used for:

- Bonding of light cured composites and compomers
- Bonding of dual-cure luting and core build up composites as long as these materials are light cured

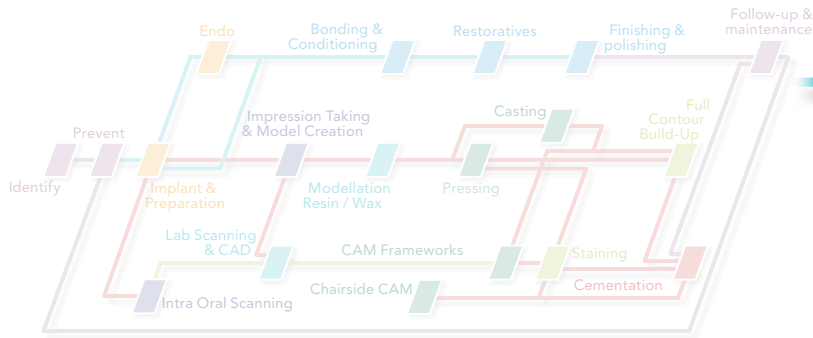
ADVANTAGES

G-BOND will give you clinically successful results time after time.

- Mild self-etching providing a very low risk of post-operative sensitivity
- Two functional monomers creating chemical adhesion to dentin and enamel
- One-component system offering a simplified handling and a 30 seconds procedure
- High moisture tolerance decreasing the technique sensitivity of the procedure
- HEMA-free formulation ensuring a durable bond

ORDERING INFO

G-BOND is available in a 5 mL bottle and in packs of 50 Unit Doses (0.1 mL).



Restoratives



Discover the power of fibres

GC EUROPE invites you to 'test drive' restoratives in their new 3D interface

A new way to interact with GC restoratives now available

GC EUROPE teamed up with Dr. Javier Tapia Guadix, a dentist and computer graphic artist from Spain, to present GC restorative materials through configurator software.

From now on the new version 2.0 is available for free download, featuring a completely new design and more products and their application.

The design has been adapted to fit most mobile devices from Apple, including iPhone 6 and iPhone 6 Plus. The products in this 2.0 version are all of GC's composite restoratives, including Essentia, a paradigm shift in layering composites, the various everStick products and the GI based system of EQUIA Forte. For all of these products the treatment steps are clearly explained by means of high definition 3D images.



everX Posterior from GC: Fibre-reinforced composite for dentin replacement

GC everX Posterior is a fibre-reinforced composite designed to be used as dentin replacement, in conjunction with a conventional composite such as Essentia Universal shade used as enamel replacement. The short fibres of everX Posterior will make it a perfect sub-structure to reinforce any composite restoration in large size cavities. Fibres will also prevent and stop crack propagation through the filling, which is considered to be the main cause of composite failures.

INDICATIONS

- Cavities with 3 surfaces or more to be restored
- Cavities with missing cusps
- Deep cavities (including class I, II and endodontically treated teeth)
- Cavities after amalgam replacement (especially since amalgam placement often leads to initiation of crack and cusp fracture)
- Cavities where onlays & inlays would also be indicated

Note: GC everX Posterior should always be covered with a layer of light-cured composite.

ADVANTAGES

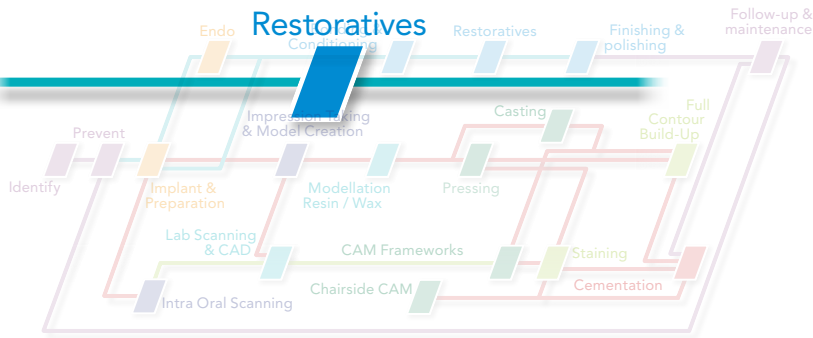
- Short fibres prevent and stop the progression of fractures in the restoration
- Fracture toughness equivalent to dentin and almost double to any composite will bring unsurpassed strength to the restoration
- Minimal horizontal shrinkage as fibres contribute to shrinkage reduction in the direction of their orientation
- 4 to 5 mm increments can be cured simultaneously
- Reliable bond to overlaying composite as well as to the tooth structure

ORDERING INFO

everX Posterior is available in packs of 15 or 50 Unitips in a Universal shade (translucent)

RELATED PRODUCTS

Essentia, G-aenial Posterior, Gradia Direct Posterior, G-Premio BOND.



Essentia from GC:

Light-cured radiopaque universal composite restorative

After years of development, based on the experience of top aesthetic clinicians, GC is now introducing a paradigm shift in restorative dentistry with an innovative and bold shade concept. Essentia represents the pure essence of composite layering. With just seven syringes, you now have a perfect aesthetic solution for all your restorations. Traditional shade systems rely on different hues (colours), known as A, B, C and D. However, it is known that enamel and dentin have different characteristics which are also changing with time, becoming not only stronger in colour but also more translucent. By breaking away from traditional monochromatic shades and focusing on reproducing the aging characteristics of enamel and dentin, you can obtain a much more natural result in just two simple layers.

INDICATIONS

Discover 6 options to cover all your clinical cases

Anterior: adapt your layering to the age of your patient

- Bleach or Junior restorations: use Light Dentin and Light Enamel
- Young patients: use Medium Dentin and Light Enamel
- Adult teeth: use Medium Dentin and Dark Enamel
- Senior teeth: use Dark Dentin and Dark Enamel

Posterior: choose between natural duo-layering or simple mono-shade restoration

- Dark Dentin is layered with Light Enamel to mimic natural posterior teeth.
- In many situations, the use of Universal alone will already give a very nice aesthetic result.

Aesthetics brought back to the essentials

ADVANTAGES

- Intuitive shade concept, bold & straightforward:
 - Seven shades to solve all clinical cases!
 - Reduced inventory - all shades will be of use
- The different compositions of Dentin & Enamel shades bring natural optical behaviour for beautiful results
- Dentin shades are opaque enough: no need to use an extra opaque shade to mask the preparation line
- Essentia features optimal handling & optical properties in all situations
 - Dentins: soft for an easy sculpting and an excellent shade adaptation
 - Enamels: slightly more compact and guarantee an excellent gloss
 - Universal: packable for an easy application in the posterior area
 - Masking Liner: injectable and very opaque, perfect for deep discoloured cavities
- Essentia simplifies the polishing procedure, with only a few steps to achieve long-term gloss retention
- The 4 modifiers (3 stains & 1 Opalescent shade) offer the possibility to characterise even further the restoration

ORDERING INFO

Essentia is available in syringes of 2 mL and unitips of 0.16 mL (packs of 15).

RELATED PRODUCTS

G-aenial Universal Flo

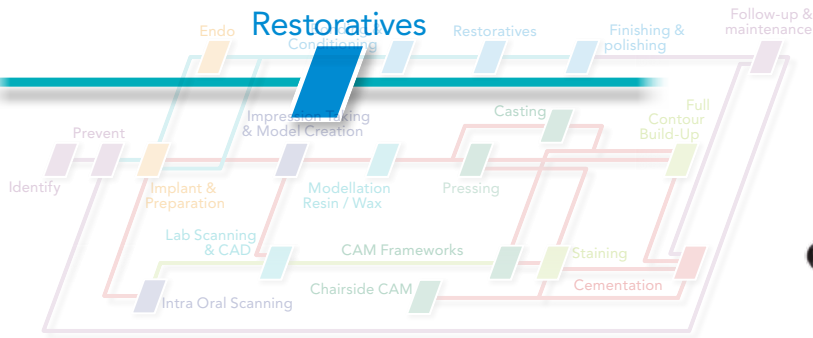


G-Premio BOND



DiaPolisher Paster





G-ænial Anterior and Posterior from GC: Light-cured radiopaque composite restorative

G-ænial is the material of choice when you are looking for a restorative that will meet the aesthetic expectations of all your patients - in most cases with only one shade. Being a forgiving composite that offers beautiful and natural looking high gloss restorations whilst being extremely easy to use, makes it a composite suited to everyday use. G-ænial also gives you more working time so you are free to shape and sculpt it to obtain the ideal anatomical form and aesthetics with ease.

INDICATIONS

G-ænial features a unique composition which provides an excellent chameleon effect and integration – in most cases with only one shade.

To replace enamel, G-ænial features an age-related shade system:

- Junior Enamel (JE) for young patients
- Adult Enamel (AE) for adult patients
- Senior Enamel (SE) for senior patients

The art of creating invisible aesthetics

ADVANTAGES

G-ænial Anterior will reinforce your aesthetic skills and ability to match every restoration with nature.

- Suited to all application techniques: from mono-shade beauty to a thousand aesthetics possibilities using multi-shade layering
- Smooth, non-sticky viscosity that can even be handled with a brush
- Stress-free work in multi-layer restorations: working time of around 4 min.
- Aesthetic & radiopaque: unique patented High-Density Radiopaque (HDR) filler technology for easy traceability through X-rays

G-ænial Posterior is formulated to provide both strength and low shrinkage stress to help reducing the risk of long term failure.

- Excellent aesthetics with just a single shade
- Adequate radiopacity of 252 % Al facilitates the follow-up
- Non-sticky packable viscosity for better control contouring and building anatomical forms

ORDERING INFO

To meet all aesthetic demands, G-ænial Anterior is available in 22 shades with 3 different opacities: Enamel (Outside Shades), Dentin (Standard Shades), and Opaque Dentin (Inside Shades). G-ænial Posterior has an adapted shade assortment with 4 Standard Shades and 2 Outside Shades.

RELATED PRODUCTS

G-ænial Bond



DiaPolisher Paste



Epitex



New Metal Strips



Restoratives



The art of creating the foundation of perfect aesthetics

G-ænial Flo X from **GC**:
Light-cured radiopaque flowable composite

Are you looking for a suitable flowable composite where optimal handling, durability and ideal aesthetics are key requirements? GC has created G-ænial Flo X, offering improved strength and a very fluid placement. Its high radiopacity even at low thickness, excellent wettability and easy application (even in deep cavities) make it the perfect partner for all your posterior restorations!

INDICATIONS

G-ænial Flo X is ideal for all the traditional flowable indications:

- As a liner or to block undercuts
- In tunnel preparations
- For the restoration of small cavities and defects
- As a fissure sealant

ADVANTAGES

G-ænial Flo X benefits from the following unique features:

- Low viscosity optimal for lining, and excellent wettability for immediate adaptation to the cavity walls
- High radiopacity even at low thickness (303 % at 1 mm thickness, 284 % at 0.5 mm) to ensure perfect visibility on X-rays and easy detection of secondary caries
- Comfortable application with a new ergonomic syringe design featuring a thin nozzle and easy extrusion
- Balanced physical properties for the best compromise between strength and flowability

ORDERING INFO

G-ænial Flo X comes in syringes of 2 mL, available in 8 aesthetic shades: A1, A2, A3, A3.5, A4, CV and 2 opaque shades: AO2 and AO3.

RELATED PRODUCTS

G-ænial Bond



G-Premio BOND



everX Posterior



CERASMART



The art of creating injectable aesthetics

G-ænial Universal Flo from **GC**:
High-strength injectable light-cured restorative composite

GC G-ænial Universal Flo is an exclusive blend of injectable viscosity for easy and convenient placement even in deep cavities, combined with outstanding physical properties for safe and durable restorations. It's the answer to many difficult cases where you do not want to compromise between perfect placement, aesthetics and strength. It can also be used as a light-cured composite luting cement.

INDICATIONS

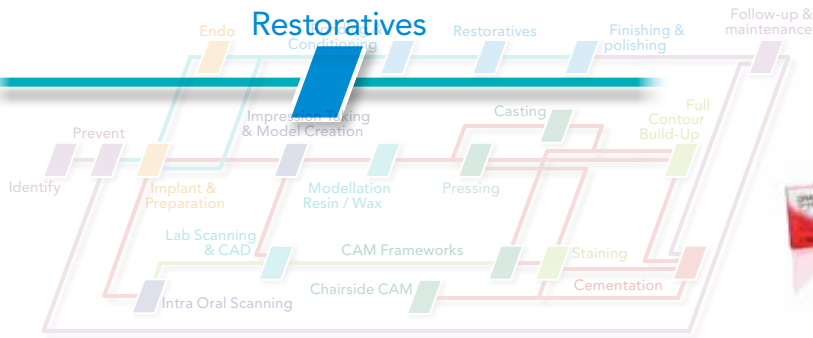
- Direct Class I, II, III, IV, V
- Splinting
- Minimum intervention cavities
- Realisation of inlay, onlays, crowns and bridges with an indirect technique (lab or chairside)
- Adhesive luting of ceramic and composite inlays, onlays and veneers with less than 2 mm thickness

ADVANTAGES

- Balanced physical properties for durable restorations in all indications
- Excellent wear resistance for optimal use on occlusal and cervical surfaces
- Carefully balanced viscosity: smoothly flowing for easy placement but also highly thixotropic to hold its shape
- Optimal polishability and very high gloss retention over time
- Wide range of shades in three translucency levels for the highest aesthetics

ORDERING INFO

GC G-ænial Universal Flo comes in syringes of 2 mL with a broad range of 15 shades: Standard Shades (BW, A1, A2, A3, A3.5, A4, B1, B2, B3, C3, CV), Inside Shades (AO2, AO3) and Outside Shades (JE, AE)
You can choose between plastic or needle (metal) dispensing tips.



GRADIA Direct from GC: Light-cured anterior & posterior composite restorative

With GC GRADIA Direct, you can handle all your in-surgery aesthetic restorations with just one easy-to-use restorative. Whether it's a single shade or a multi shade procedure, using GC GRADIA Direct makes it easier and quicker to achieve a superb, natural looking and long-lasting restoration. Due to the remarkable shade adaptation to the surrounding tooth structure, aesthetic restorations can easily be achieved with only one shade. The combination of different shades will offer unlimited aesthetic results, using a maximum of three shades for an anterior restoration and two shades for a posterior restoration.

INDICATIONS

Standard Shades: chameleon effect shades for anterior and posterior restorations.
 Outside Special: translucent shades for anterior and posterior restorations.
 Inside Special: opaque shades for anterior restorations only.

One-shade simplicity and aesthetic invisibility

ADVANTAGES

With GRADIA Direct from GC you can handle all your aesthetic restorations with just one easy-to-use restorative.

- Micro-filled resin hybrid composite
- Unique colour concept for invisible restorations
- Longer working time due to a low sensitivity to the operating light
- Well-balanced viscosity leading to a superior handling

GC GRADIA Direct Anterior: Excellent aesthetics and surface smoothness

GC GRADIA Direct Posterior: Excellent mechanical properties and fracture toughness to resist occlusal stress

GRADIA DIRECT X: 60 % more radiopacity

ORDERING INFO

GC GRADIA Direct is available in syringes and unitips in the following shade assortment:

- Anterior shades: XBW, BW, A1, A2, A3, A3.5, A4, B1, B2, B3, C3, CV, CVD, AO2, AO3, AO4, DT, CT, GT, NT, WT & CVT
- Posterior shades: P-A1, P-A2, P-A3, P-A3.5, P-WT, P-NT, P-WT & P-NT
- Radiopaque shades: X-A1, X-A2, X-A3, X-A3.5, X-A02 & X-WT.

RELATED PRODUCTS

everX Posterior



G-Bond



Epitex



New Metal Strips



Restoratives



The winning team for aesthetic restorations.

Gradia Direct Flo from GC: Light-cured flowable hybrid composite

GC Gradia Direct Flo is a flowable, light-cured, radiopaque hybrid resin which simplifies sandwich restorations, due to proper flow characteristics and direct application from a syringe. GC Gradia Direct Flo has been specially designed for use with GC Gradia Direct. Its shades are a perfect match to the colour concept of this easy to use and highly aesthetic composite.

INDICATIONS

- Ultra small minimal intervention cavities
- Liner / base
- Fixation of mobile teeth
- Repair of defective composite restorations

ADVANTAGES

- Micro hybrid composite
- Non running - non sticking formulation that adapts nicely to cavity walls
- Radiopaque to facilitate diagnosis
- Adapted syringe design for easy manipulation

ORDERING INFO

GC GRADIA Direct Flo comes in syringes of 1.5 g / 0.8 mL in the following shades: A1, A2, A3, A3.5, AO3, CV and BW. Choose between 2 types of dispensing tips: metal or plastic.

GC Gradia Direct LoFlo from GC: High-viscosity flowable micro-filled hybrid composite with HDR technology

GC Gradia Direct LoFlo is the first flowable to be considered as a real restorative, not only for class V or as a liner, but also for class I, class II and class III restorations. Introducing the new HDR (High-Density Radiopaque) technology, GC presents a flowable restorative with high physical properties.

INDICATIONS

- Restoration of Class I, II, III, IV, V cavities
- Restoration of root surface caries
- Restorations in deciduous teeth
- Filling tunnel shaped cavities
- Sealing hypersensitive areas

ADVANTAGES

- Wear resistance and fracture toughness at the level of posterior composites
- Less polymerisation shrinkage than the leading flowable composites on the market
- Wettability allows for perfect adaptability without slumping
- The 7 available shades blend invisibly into the surrounding tooth structure
- HDR pre-polymerized fillers with nano-silica filler technology significantly increase durability, polishability and radiopacity
- Fluoro-alumino-silicate glass brings you protection against secondary decay in addition

ORDERING INFO

GC GRADIA Direct LoFlo comes in syringes of 1.5 g / 0.8 mL in the following shades: A1, A2, A3, A3.5, AO3, CV and BW. Choose between 2 types of dispensing tips: metal or plastic.

RELATED PRODUCTS:

Gradia Direct
Anterior & Posterior



G-Bond



everX Posterior



DiaPolisher Paste



Bonding & Conditioning



The perfect start of any glass ionomer restoration

Cavity Conditioner and Dentin Conditioner from GC: Cavity cleaning agents

Cavity Conditioner and Dentin Conditioner are mild polyacrylic acid solutions designed to remove the dentinal smear layer and to condition dentine and enamel before the application of your glass ionomer restorative. They will increase the bond between your glass ionomer cement and tooth structure for added longevity.

INDICATIONS

To be used in combination with GC's glass ionomer restoratives. Apply with a pellet, rinse with water, dry without desiccating and apply the glass ionomer.

ADVANTAGES

- Cleans the surface effectively for improved adhesion
- Creates mechanical retention
- Enhances the marginal seal
- Blue tint for a controlled application

Cavity Conditioner specific:

- 20 % polyacrylic acid with application time of 10 seconds
- 3 % aluminum chloride hexahydrate to seal the dentin tubules to reduce the risk of post-operative sensitivity

Dentin Conditioner specific:

- 10 % polyacrylic acid with application time of 20 seconds.

ORDERING INFO

GC Cavity Conditioner comes in a 6 g/5,7 ml liquid bottle; GC Dentin Conditioner comes in a 25 g/23,8 ml liquid bottle.

Restoratives



Faster, Easier, Better

Fuji LINING LC from GC: Light-cured glass ionomer lining material

GC Fuji LINING LC is a light-cured glass ionomer that is used as a liner or a base under composite or amalgam restorations. It has a high-compressive strength, minimal polymerization shrinkage and extremely low solubility. GC Fuji LINING LC minimises sensitivity and provides long-term fluoride release.

INDICATIONS

As a base or liner in prepared cavities.

ADVANTAGES

- Controlled setting time
- Low water-solubility and insensitive to humidity
- Excellent bond to tooth structure without conditioning
- Tight bond to composite resin
- Radiopaque to facilitate post-operative diagnosis

GC Fuji LINING LC Paste Pak specific

- Simple, accurate dispensing and easy bubble-free mixing

ORDERING INFO

GC Fuji Lining LC is available as paste-paste in Paste Pak Cartridges of 7 g (4.7 ml) or as powder / liquid in bottles of 10 g and 6.8 ml.

RELATED PRODUCTS:

Fuji IX GP family

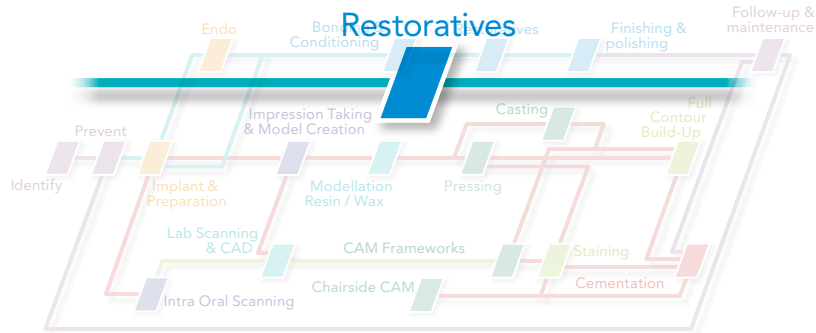


Fuji VIII GP



Fuji II LC





So, you want to use a GC Glass Ionomer Restorative.

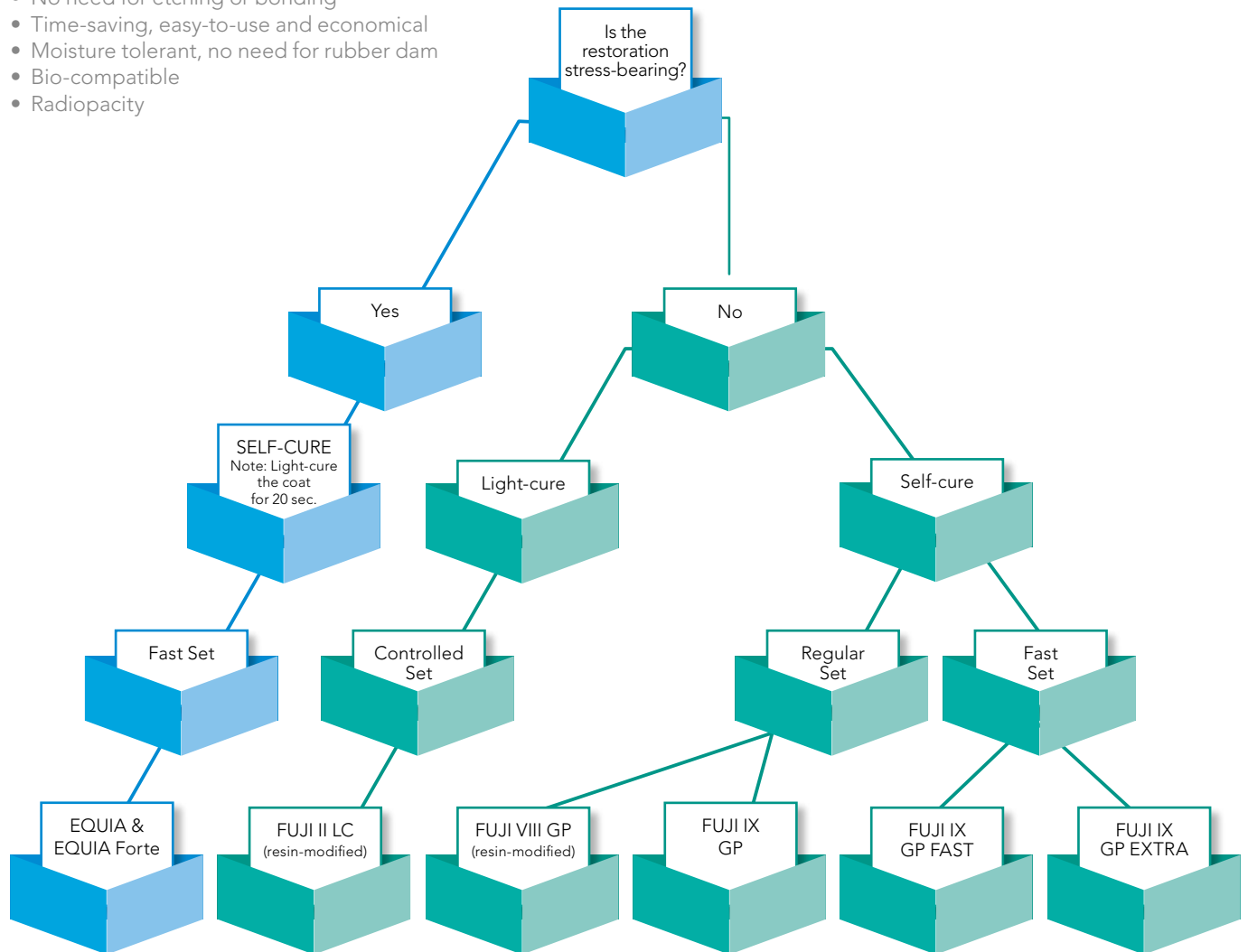
Here's a guide explaining when and why to use each product from our GIC portfolio

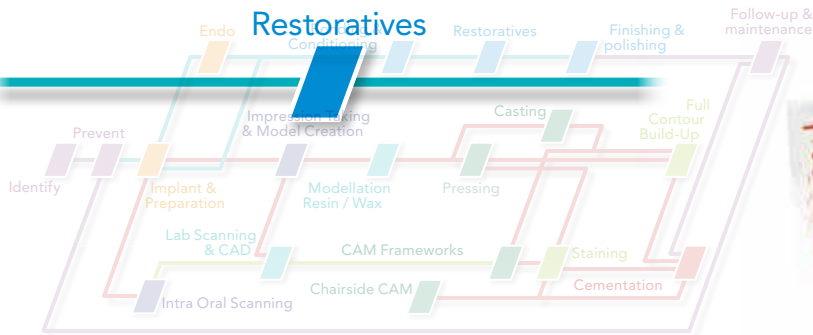
GIC indication chart

Start here

Key Features of GIC Technology

- Fluoride release
- Chemical bond to tooth structure
- Marginal sealing
- No post-operative sensitivity
- No need for etching or bonding
- Time-saving, easy-to-use and economical
- Moisture tolerant, no need for rubber dam
- Bio-compatible
- Radiopacity





EQUIA Forte from GC: Bulk fill glass hybrid restorative system

The glass hybrid innovation for patients from 7 until 77 and even beyond

EQUIA Forte is the next innovation in GC's glass ionomer and resin technologies with EQUIA Forte Fil and EQUIA Forte Coat, working in synergy. United they build a stronger, superior posterior bulk fill material. This unique restorative system for all age groups will impress you on all levels. Compared to other restorative options, EQUIA Forte gives a substantial time advantage. The impressive aesthetics widen your posterior restorative options to fulfil your patient's expectations. Based on the EQUIA system, clinically proven over several years, EQUIA Forte offers a great alternative for your daily routine.

INDICATIONS*

- Class I restorations
- (Non) Stress bearing Class II restorations
- Intermediate restorative
- Class V and root surface restorations
- Core build up

EQUIA Forte Coat is used to seal, strengthen and protect the surface of EQUIA Forte Fil restorations.

ADVANTAGES

EQUIA Forte builds on the impressive clinical trial performance of the original EQUIA system:

- With hardly any no shrinkage stress, EQUIA Forte can be called a real bulk fill material even for deep cavities
- No need for layering, non-sticky and packable, adapts nicely to the cavity walls
- The use of a rubber dam is optional and the chemical adhesion eliminates complicated bonding procedures
- No need for any complex finishing and polishing since only a single application of EQUIA Forte Coat is required
- Brilliant shine and smooth surfaces with a durable, natural gloss easier than ever before
- Total procedure time of around 3,5 minutes**
- Increased strength of the glass ionomer over time due to the unique maturation effect, attributed to saliva

*Data available on file

**Processing times are based on experiences of the manufacturer

ORDERING INFO

The EQUIA system is available in a variety of single and combination packages, consisting of capsules of EQUIA Fil and a bottle of EQUIA Coat in the following Vita® shades: A1, A2, A3, A3.5, B1, B2, B3 and C4.

STEP-BY-STEP



1 Initial state



2 Preparation



3 Apply GC Cavity Conditioner (10 sec.) or Dentin Conditioner (20 sec.)



4 Rinse and dry, do not desiccate



5 Shake and tap. Press plunger



11 Pack and contour



12 Final finish after 2 min. 30 sec.



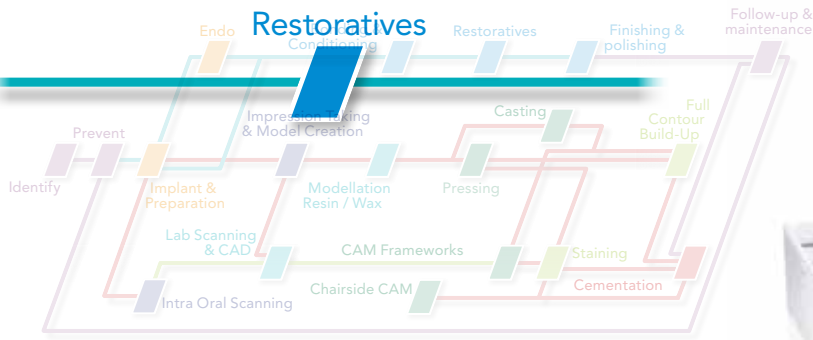
13 Apply coating



14 Light cure for 20 sec.



15 Finished restoration



THE DENTAL ADVISOR
++++½

EQUIA from GC:

Self-adhesive bulk fill posterior restorative system

EQUIA is a unique restorative system for aesthetic and economical posterior restorations with impressive strengths on all levels. The EQUIA system unites EQUIA Fil, a new generation of glass ionomer, and EQUIA Coat, a highly-filled resin coating material that brings glass ionomer technology to the next level and offers you a new dimension in restorative dentistry. Compared to many other restorative options EQUIA gives a substantial time advantage. The incomparable aesthetics widen your posterior restorative options to fulfil your patients' expectations. Being clinically proven over several years, this system offers a great alternative for your daily routine.

INDICATIONS

EQUIA may be used as a permanent restoration material for any sized Class I and in smaller Class II cavities*. EQUIA is a reliable choice for long-term dental restorations, even in load bearing teeth surfaces*.

ADVANTAGES

- No bonding agent needed, chemical adhesion with tooth structure
- Low moisture sensitivity
- Bulk placement with only 3'30" in total needed from start to finish
- Filler content provides wear resistance and fracture toughness
- Optimal protection of marginal seal for long-lasting restorations
- Tooth coloured restorative material, with real translucency and natural gloss and smoothness

*Data available on file

**Processing times are based on experiences of the manufacturer

ORDERING INFO

The EQUIA system is available in a variety of single and combination packages, consisting of capsules of EQUIA Fil and a bottle of EQUIA Coat in the following Vita® shades: A1, A2, A3, A3,5, B1, B2, B3, C4 and SW (Standard White).



6 Insert on Capsule Applicator. Press once to activate



7 Mix for 10 sec.



8 Insert on Capsule Applicator. Click twice to prime capsule



9 Dispense within 10 sec. Bulk filling



10 Dispense within 10 sec. Bulk filling

RELATED PRODUCTS

Cavity Conditioner



Dentin Conditioner

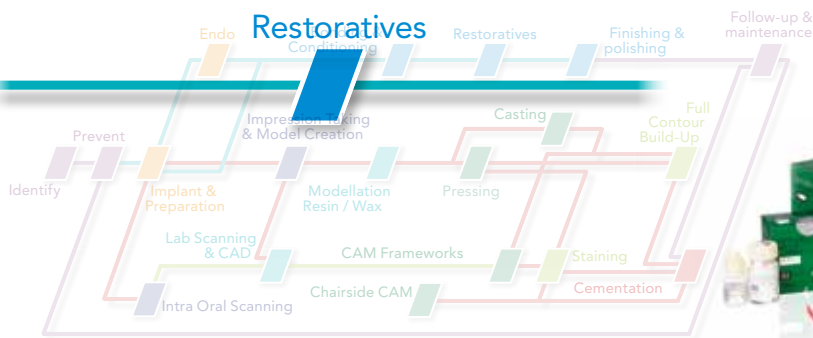


Capsule Applicator IV



Capsule Mixer CM-II





Fuji IX GP from GC: Packable glass ionomer restorative

GC Fuji IX GP is one of the world's leading glass ionomer restoratives. A conventional, self-curing glass ionomer, it's easy to pack and contour in the cavity and works splendidly in posterior Class I, II, and V restorations. It's also ideal for core build-up or as a base.

If speed is essential, you'll want to use Fuji IX GP FAST. If you are looking for extra aesthetics then GC Fuji IX GP EXTRA is the material of choice. The result is natural aesthetics never before achievable with conventional glass ionomer.

INDICATIONS

GC Fuji IX GP is ideal for permanent or temporary Class I and II restorations in children's teeth, non-load-bearing Class I and II restorations in adult teeth, Class V and root surface restorations, core build-up and for use with a composite or an inlay in the immediate or delayed sandwich technique.

The power of advanced glass ionomer technology

ADVANTAGES

As a genuine glass ionomer GC Fuji IX GP exhibits properties and an ease of use that can meet all your demands of modern restorative materials.

- Easy-to-use packable posterior glass ionomer with high wear resistance
- Intrinsic adhesion to dentine and enamel, without the need for etching and bonding or rubber dam
- Can be used with metal matrices for easy contouring
- Single step placement
- Good radiopacity, facilitating postoperative diagnosis
- Excellent biocompatibility

Fuji IX GP FAST specific:

- Shorter setting time
- Thicker consistency for easy packing
- Stronger for improved longevity

Fuji IX GP EXTRA specific:

- Extra fluoride release
- Extra fast start finishing and polishing just 2'30" after mixing.
- Extra translucency for improved aesthetics

ORDERING INFO

GC Fuji IX GP is available in boxes of 50 capsules or in powder - liquid delivery in following Vita® shades:

A2, A3, A3.5, B2, B3 and C4

GC Fuji IX GP Fast is available in capsules only in the Vita® shades: A1, A2, A3, A3.5, B1, B2, B3 and C4

GC Fuji IX GP EXTRA comes in boxes of 50 Capsules or in powder - liquid delivery in following Vita® shades: A1, A2, A3, A3.5, B1, B2, B3 and C4.

RELATED PRODUCTS

Cavity & Dentin Conditioner



Capsule Applier IV



Capsule Mixer CM-II



G-Coat PLUS



Restoratives



Living innovation

Fuji II LC from GC: Light-cured glass ionomer restorative

Clinically proven Fuji II LC restorative brings you all the advantages of a conventional glass ionomer - plus important advances like dual curing, immediate finishing and outstanding aesthetics. With its simple, time-saving technique it is the ideal solution for many indications. Fuji II LC prevents marginal leakage, eliminates sensitivity and provides superior fluoride release, many times more than its competitors.

INDICATIONS

Although designed primarily as a restorative material for use in Class III, V and deciduous teeth, GC Fuji II LC is a multipurpose material, with secondary indications such as liner, base and core build-up.

ADVANTAGES

GC Fuji II LC is the worldwide leading light-cured glass ionomer restorative because of its important advantages

- Small particles offering excellent aesthetics and polishability
- Higher filler loading for significantly improved abrasion resistance
- Good radiopacity to facilitate postoperative diagnosis
- Self-adhesive and hydrophilic

ORDERING INFO

GC Fuji II LC is delivered in packs of 50 capsules or GC Fuji II LC Improved is delivered as powder & liquid in bottles of 15 g powder and 6.8 ml liquid. Following 11 Vita® shades are available: A1, A2, A3, A3.5, A4, B2, B3, B4, C2, C4 and D2.



Best aesthetic in its class

Fuji VIII GP from GC: Auto-cured resin-reinforced glass ionomer restorative

Fuji VIII GP is a chemically cured glass ionomer based restorative with improved physical and real aesthetic properties in the right translucency. It's easy to use and fast and offers reliable bond strength. Demonstrating successful clinical results and ease of use, Fuji VIII GP can be seen as the economical alternative for your anterior restorations.

INDICATIONS

GC Fuji VIII GP is optimal for use in Class III, Class V and root surface protection. Final coating with GC Fuji Varnish or GC Fuji Coat LC can be applied to protect the restoration after finishing.

ADVANTAGES

- Reliable long-lasting bond strength due to strong chemical adhesion
- Good translucency without light-curing
- Special formula with specific resins making it ideal for anterior restorations
- Good diametral tensile strength (30 MPa) and high flexural strength (52 MPa)
- Reaches 90 % of its mechanical properties within just 10 min
- Plus all the advantages of a GIC

ORDERING INFO

GC Fuji VIII GP is delivered in packs of 50 capsules or as powder & liquid in bottles of 15 g powder and 6.8 ml liquid. Following Vita® shades are available: A2, A3, A3.5, B2, B3 and C4.

RELATED PRODUCTS

Cavity & Dentin Conditioner



Capsule Applier IV



Capsule Mixer CM-II



G-Coat PLUS



Restoratives



Fibre reinforcements for daily dentistry

everStick®C&B from **GC:** Glass fibre reinforcement for minimally invasive composite bridges

With GC everStickC&B you can prepare composite bridges reinforced with fibres in one single visit, using a reversible and minimally invasive technique. This evidence-based fibre reinforcement technology provides you with a metal-free, cost-effective treatment method to complement your prosthetic treatment choices.

INDICATIONS

For every indication to replace missing teeth either temporarily, transitionally or for long-term use:

- Full cover crowns & bridges
- Surface-retained and implant-supported bridges
- Inlay, onlay and hybrid bridges

All these restorations can also be prepared in the dental laboratory.

ADVANTAGES

GC everStickC&B enables you to create reversible fibre-reinforced bridges, by preserving healthy tooth structure for as long as clinically possible.

- Reliable and aesthetic way to replace missing teeth in one single visit
- Perfect to provide an immediate solution for emergency situations such as trauma cases, or after extractions
- In case of agenesis, perfect solution for the replacement of missing laterals before an implant can be placed
- Economical alternative in case the patient cannot afford conventional treatments
- Ideal for both anterior and posterior bridges
- Excellent bonding to composites thanks to the patented IPN structure

ORDERING INFO

everStickC&B is available in refills of 1 x 8 or 2 x 12 cm.

everStick®NET from **GC:** Glass fibre reinforcement for labial splinting

With its extremely thin and aesthetic bi-directional fibre mesh, everStickNET is the optimal choice for labial splints in trauma cases. This pre-impregnated glass fibre splint offers a minimally invasive solution featuring reliable bonding, optimised handling properties and aesthetics.

INDICATIONS

- Labial splinting of traumatized teeth
- Labial periodontal splinting
- Repair and reinforcing of veneers, crowns...

ADVANTAGES

- Metal-free, transparent and highly aesthetic solution
- Easy to place
- Comfortable for the patient thanks to a low thickness, not interfering with masticatory functions
- Can be re-activated, easy to remodel or repair
- Easy to remove when necessary
- Excellent bonding to composites thanks to patented IPN structure

ORDERING INFO

everStickNET is available in refills of 30 cm².

RELATED PRODUCTS

StickSTEPPER



StickCARRIER



StickRESIN



StickREFIX D



Restoratives



Fibre reinforcements for daily dentistry

everStick®ORTHO from **GC**:
Glass fibre reinforcement for aesthetic orthodontic retainers

everStickORTHO is indicated for the aesthetic retention phase after active orthodontic treatment. The resin matrix holds the individual glass fibres in a bundle, which facilitates the handling and adaptation to the arch.

INDICATIONS

Patient-friendly metal-free orthodontic retainers

ADVANTAGES

everStickORTHO from GC offers an aesthetic and cost-effective alternative for the retention phase after active orthodontic treatments.

- High aesthetics thanks to a good blending with the natural tooth structure
- Easy to adapt directly on the teeth, eliminating the need for study models or second visits
- Comfortable to wear and easy to clean
- Completely metal-free, minimising the risk of allergies
- Excellent bonding to composites thanks to patented IPN structure

ORDERING INFO

everStickORTHO is available in refills of 2 x 12 cm.

everStick®PERIO from **GC**:
Glass fibre reinforcement for periodontal splinting

GC everStickPERIO is a bundle of pre-impregnated unidirectional glass fibres, indicated for minimally invasive and reliable splinting of mobile teeth. Featuring optimal handling properties and aesthetics, it also offers a long-lasting and comfortable solution for periodontally compromised patients.

INDICATIONS

- Surface-retained or intra-coronal splinting
- Combined periodontal splints and surface-retained bridges

ADVANTAGES

- Metal-free, transparent and highly aesthetic solution
- Comfortable for the patient thanks to a low thickness preventing it from interfering with masticatory functions
- Excellent bonding to composites thanks to patented IPN structure
- Can be re-activated, easy to remodel or repair
- Easy to remove when necessary

ORDERING INFO

everStickPERIO is available in refills of 1 x 8 or 2 x 12 cm.

RELATED PRODUCTS

G-aenial Universal Flo

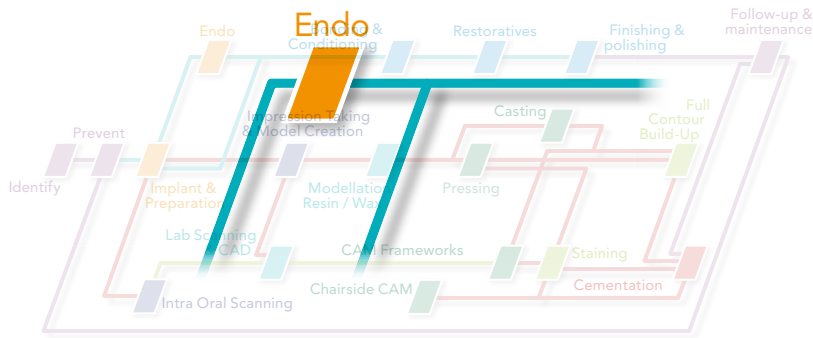


G-Premio BOND



StickREFIX L





Simplify your daily work with an intelligent system

GRADIA Core from GC:

Aesthetic core build-up and post luting composite

With the intelligent system of GC GRADIA Core, combined with GC Fiber Post or everStick POST, you can now offer your patients enduring restorations which are supporting the overlying indirect restorations for a long time. GC GRADIA Core combines luting and core build up into one product with ideal handling properties. The dedicated self-etching, dual-cure bonding system reduces the procedure time. The finishing phase can already start from 5 minutes after the core build-up application.

INDICATIONS

- Core build-up
- Post cementation

ADVANTAGES

GRADIA Core is an ideal system for aesthetic core build-up and post luting in only one sitting.

- No need for etching: the self-etching adhesive provide long-lasting adhesion in a minimal number of steps
- The contact-cure between the bonding and the paste further secures an efficient polymerisation for a high bond strength. Very efficient self-cure mode ensuring safe adhesion, even in the early phase
- Thanks to its optimal thixotropic behaviour, luting and core build-up can be done with the same material
 - Gradia Core will flow into the canal for easy post insertion
 - The material will stay in place and can be built-up without matrix
- Cutting feeling similar to dentin
- Radiopacity superior to enamel

ORDERING INFO

GC Gradia Core comes in cartridges of 10 mL (20 g). GC Gradia Core SE Bond Liquid A is available as 3 mL refill whilst Liquid B comes in refills of 1.5 mL. To help you starting up with the product, a series of kits are available.

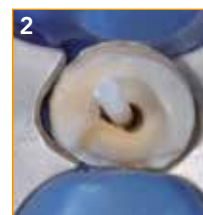
RELATED PRODUCTS

GC Ceramic Primer II, G-Multi-Primer, GC Fiber Post, everStickPOST

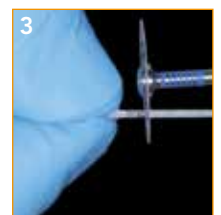
step by step with GC Fiber Post



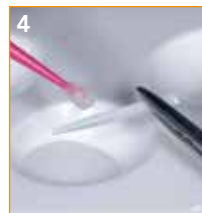
1 Prepare post space



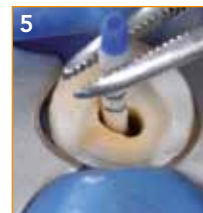
2 Trial fit the post



3 Cut the post to the desired length



4 Treat the post with silane agent such as GC Ceramic Primer



5 Rinse and dry with air syringe and paper point



6 Treat the surfaces to be bonded with GC GRADIA Core SELF-ETCHING BOND



7 Dry with medium air pressure for 10 sec. Light-cure for 10 sec.



8 Dispense GC GRADIA Core into the post space



9 Seat the post. Light-cure for 5 sec.



10 Build-up with GC GRADIA Core



11 Light-cure each surface for 10 sec.



12 Self-cure for 5 min. if the light cannot reach the material. Then start contouring

Finishing & polishing



Liquid diamond

G-Coat PLUS from GC: Nanofilled self-adhesive light-cured protective coating

G-Coat PLUS is the first single dispersion nano-filled protective coating for glass ionomer, composite and temporary restorations. This liquid glaze ensures improved aesthetics and increased strength, toughness and protection, as well as providing you time savings.

INDICATIONS

G-Coat PLUS is the quickest way to...

- Reinforce and strengthen your glass ionomer restorations
- Transform a newly contoured composite into a high gloss finished restoration
- Finish your bis-acryl composite or acrylic temporary crowns
- Re-surface existing restorations that require servicing after re-contouring

ADVANTAGES

- Offers excellent colour stability
- Ensures optimum wetting, strong adhesion, enhanced wear resistance and extra protection for margins
- Provides surface smoothness and reduced risk of staining
- Prevents the initial sensitivity of GICs to water to improve wear resistance

ORDERING INFO

G-Coat PLUS is available in a pack with a 4 mL bottle and accessories.

RELATED PRODUCTS

Fuji IX GP Extra



G-aenial Anterior and Posterior



Gradia Direct Anterior and Posterior



Fuji II LC



The finishing touch of your restorations

EpiteX and Metal Strips from GC: Finishing and polishing strips

The EpiteX strips are ultra-thin because the abrasive particles are not bonded to the strip by an adhesive. Thanks to this feature, EpiteX allows easier access in tight contact points, helping to minimize gingival damage.

The New Metal Strips are electro-plated with aluminium-oxide particles. The strips will not stretch or break, and the excellent wear resistance and superior abrasive bonding allow wet finishing, which assures long-lasting and repeated use.

INDICATIONS

- For contouring, finishing and polishing of interproximal composite, compomer and glass ionomer restorative surfaces.

ADVANTAGES

- Extremely thin and flexible materials
- Very tear-resistant
- Four grades

EpiteX specific:

- Abrasive particles are firmly embedded into the strip surface
- Handy strip dispenser
- Also available as matrix strips

New Metal Strips specific:

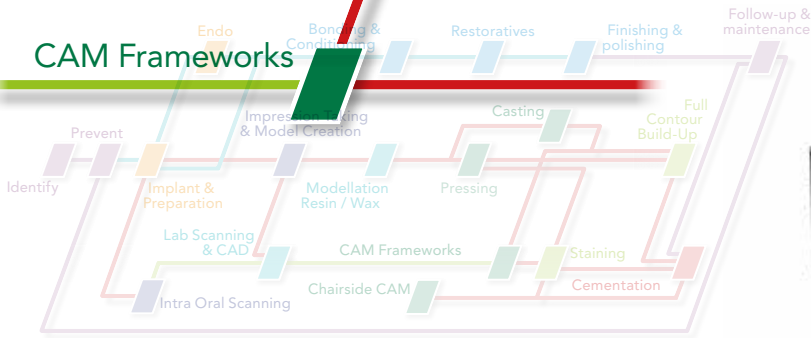
- Autoclavable and easy to clean

ORDERING INFO

GC EpiteX comes in dispensers of 10 m in 4 grades: Coarse (blue), Medium (green), Fine (grey), Extra Fine (red) and a Translucent matrix in addition.

GC New Metal Strips are delivered in following widths: 2.6 mm, 3.3 mm and 4.0 mm and in 4 grains: Red mesh N.200, Blue mesh N.300, Green mesh N.600, Yellow mesh N.1000.

CAM Frameworks



CERASMART from GC: The hybrid ceramic CAD/CAM block

Precision, strength and flexibility... combined with an easy to use characterisation glaze. That's what Cerasmart, the force-absorbing hybrid ceramic CAD/CAM block, stands for.

It offers you unprecedented opportunities for a variety of clinical situations.

- Capable of absorbing shocks, CERASMART is perfectly suited to handle challenging occlusal situations
- Its sharp adaptation and resistance to chipping ensure a long-lasting marginal seal
- Its balanced surface hardness will be especially beneficial in reducing the wear of the opposing dentition, while also ensuring a long lasting gloss of the restoration

INDICATIONS

1. Metal free indirect restorations: full crown, inlay, onlay, laminated veneer
2. Implant supported crown

The High Translucency (HT) blocks are mainly to replace enamel: inlays, onlays, veneers, partial and full crowns.

The Low Translucency (LT) blocks are intended for the replacement of dentin and enamel structures: to mask discoloured preparations, in particular for crowns.

Smart material for smart applications

ADVANTAGES

Benefiting from the best of hybrid technology, proprietary glass filler treatment and a unique production process, CERASMART will impress you with the following advantages:

- Strength and flexibility blend together
 - Highest flexural strength in its category
 - High flexibility to buffer masticatory pressure
- Precision and durability unite
 - Fast and precise milling, sharp marginal adaptation
 - Enhanced service life of milling tools
 - Ultra-fine fillers for a long-lasting polish and less wear
 - High radiopacity for an easy follow-up
- Aesthetics and CAD/CAM connect
 - Balanced fluorescence and opalescence for a natural integration of the restoration
 - Easy to obtain a high gloss surface after a short polishing time
 - Easy option to characterize using OPTIGLAZE Color, in just a few minutes

ORDERING INFO

CERASMART is available in A1, A2, A3, A3.5 and B1 in both High Translucency (HT) and Low Translucency (LT) versions, as well as in Bleach shade.

It is available in sizes 12, 14, and 14L and can come with either a CEREC or Universal mandrel in refills of 5 blocks.

RELATED PRODUCTS

Ceramic Primer II



G-CEM LinkForce

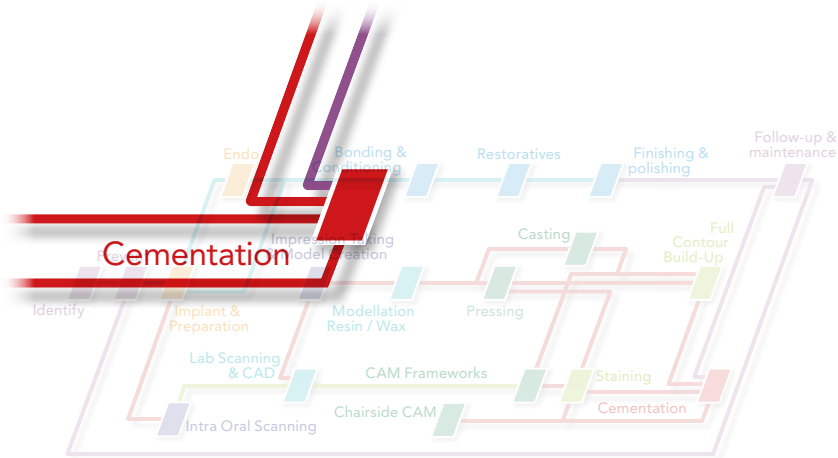


OPTIGLAZE Color



DiaPolisher Paste






25 years of documented use in routine luting procedures

Intro luting

With more than 95 years of experience and one of the most comprehensive product portfolios, we at GC believe we are the ideal partner to guide you towards the most appropriate luting solution. Because after all, efficient luting is a team effort. Each of the GC luting solution is suited to different clinical situations and offers you their unique features like physical properties, working time, protocol of use, fluoride release and cost...

The selection of the optimal luting cement is the guarantee for a beautiful smile and long-term patient satisfaction



Fuji I from GC:

GC's first glass ionomer luting cement

GC's first glass ionomer luting cement, GC Fuji I, was introduced over 25 years ago, primarily for the luting of metals. Documented use has proven GC Fuji I to be safe and effective for many routine luting procedures.

INDICATIONS

GC Fuji I is ideal for the luting of all kinds of metal-based and opaque Zirconia restorations and posts. It is an excellent option as well for cementation on implant abutments.

ADVANTAGES

Advanced materials technology gives GC Fuji I many benefits over Zinc Phosphate and Polycarboxylate cements:

- Chemical adhesion to tooth structure, ensuring an excellent marginal seal
- A moisture-tolerant solution when a dry field cannot be assured
- Quick and easy without the need for etching and bonding of the tooth
- Rubbery consistency during setting for an easy removal of excesses
- Resin-free cement for patients allergic to methacrylates
- Virtually no post-operative sensitivity: a pulp-friendly solution

ORDERING INFO

Fuji I is available in a Light Yellow shade and is delivered in capsules and in a powder – liquid form.

RELATED PRODUCTS

Freegenol



Fuji TEMP LT



Capsule Applier IV



Capsule Mixer CM-II



Cementation



When you are looking for confidence in luting

Fuji PLUS from GC:

The benchmark resin-modified glass ionomer cement

GC Fuji PLUS has been designed to offer you simple and error-free cementation procedures and a strong and durable bond you can rely on. The outstanding performance and the availability in various shades make Fuji PLUS a multi-purpose cement. It provides the highest level of confidence through exceptional long-term clinical results. Fuji PLUS^{EWT} has an extended working time for luting long-span bridge work and luting of several restorations in one step.

INDICATIONS

GC Fuji PLUS is multi-purpose and able to cement:

- Metal-based restorations
- Ceramic inlays, reinforced ceramic crowns and bridges
- All types of composite inlays, onlays, crowns and bridges
- Metal, ceramic and fibre posts

ADVANTAGES

- Chemical adhesion to tooth structure, ensuring an excellent marginal seal
- A moisture-tolerant solution when a dry field cannot be assured
- Quick and easy without a need for complicated bonding procedures
- Rubbery consistency for easy removal of excess
- Pulp-friendly with virtually no post-operative sensitivity
- Proven and predictable performance for most routine cases
- Also available in extended working time (EWT) version for long-span bridges

ORDERING INFO

Fuji PLUS capsules are available in 2 shades: Yellow & A3. The normal powder liquid version comes in the shades: Yellow, Translucent & A3. The EWT (extended working time) version is available in A3.

RELATED PRODUCTS

Freegenol



Fuji TEMP LT



Capsule Applicator IV



Capsule Mixer CM-II



For your total peace of mind.

FujiCEM 2 from GC:

Superior resin-modified glass ionomer luting cement

FujiCEM 2 is the result of an entire decade of continuous improvements, along with the solid reputation of more than 150 million crowns cemented worldwide. Powered by the innovative Force & Fusion Technology, FujiCEM 2 rewards dentists with the assurance of a successful treatment. Automix or handmix, a clicker type or syringe type of dispenser... FujiCEM 2 offers it all in 1 product.

INDICATIONS

GC FujiCEM 2 is a cost effective material that accommodates a broad range of indications:

- Metal and porcelain fused to metal (PMF) inlays, onlays, crowns and bridges
- High strength (e.g. zirconia, lithium disilicate etc.) all ceramic inlays, onlays, crowns and bridges
- Composite inlays, onlays, crowns and bridges
- All ceramic inlays
- Metal, ceramic and fibre posts

ADVANTAGES

- Chemical adhesion to tooth structure, ensuring an excellent marginal seal
- Moisture tolerant
- Quick and easy - no need for etching and bonding
- Rubbery consistency for easy removal of excess
- Virtually no post-operative sensitivity: a pulp-friendly solution
- Handmix or automix: the choice is yours!

ORDERING INFO

GC FujiCEM 2 is delivered in Paste Pak Cartridge of 13,3 g / 7.2 ml and there is the choice between 2 types of mixing tips: the regular tip or a special endo tip for cementation of posts. There are a number of starter kits available with either the Paste Pak Dispenser in metal or FujiCEM 2 Dispenser in plastic.

Cementation



The reliable solution for a broad range of luting indications

G-CEM LinkAce from **GC:**
Self-adhesive resin luting cement in
automix delivery

G-CEM LinkAce is a dual-cure self-adhesive universal resin cement delivered in an automix syringe, designed for the adhesive luting of all-ceramic, metal or composite indirect restorations. Offering high polymerization in self-cure mode means that G-CEM LinkAce leads to perfect results, independent from the type of prosthetic material that is being cemented. The phosphate monomers of G-CEM LinkAce guarantee an unsurpassed bonding durability. The high wear resistance gives peace of mind when luting CAD-CAM and metal-free restorations.

INDICATIONS

No matter what your restorative option is, you will always find a good reason to choose G-CEM LinkAce:

- all-ceramic, resin and metal-based inlays, onlays, crowns and bridges
- metal, ceramic and fibre posts

ADVANTAGES

- Efficient self-cure mode guarantees optimal polymerisation even under opaque or thick restorations
- No pre-treatment of tooth or application of primers for metal or zirconia
- Thin film thickness (3µm) ensures an excellent fit of the prosthesis
- Excellent colour stability for long-lasting aesthetic results
- Easy-to-use, can be stored at room temperature since refrigeration is not needed

ORDERING INFO

G-CEM LinkAce comes in 4,6 g - 2.7 ml syringes in following shades: A2, Translucent, AO3 (opaque) and BO1(opaque).

G-CEM Capsule from **GC:**
Self-adhesive resin luting cement in
capsules

GC G-CEM is a dual-cure self-adhesive universal resin cement delivered in capsules, designed for the adhesive luting of all-ceramic, metal or composite indirect restorations. GC G-CEM combines the improved handling and self-adhesion of conventional cements with the superior mechanical properties, adhesion and aesthetics of resin cements.

INDICATIONS

- Meta, all ceramic and composite inlays, onlays, crowns and bridges*
 - Metal, fiberglass and ceramic posts
- * bridges with maximum 2 abutments

ADVANTAGES

- Excellent bonding to restorative materials. Chemical bond to Zirconia without the need for primer application
- High bond-strength to tooth in both self-cure and light-cure modes
- No need for bonding procedures on the tooth structure
- Direct delivery into the root canal with special elongation tip
- Long-term stability and low linear expansion

ORDERING INFO

G-CEM CAPS is available in capsules in 4 shades: A2, AO3, BO1 and Translucent .

RELATED PRODUCTS

Fuji TEMP LT



Capsule Applier IV

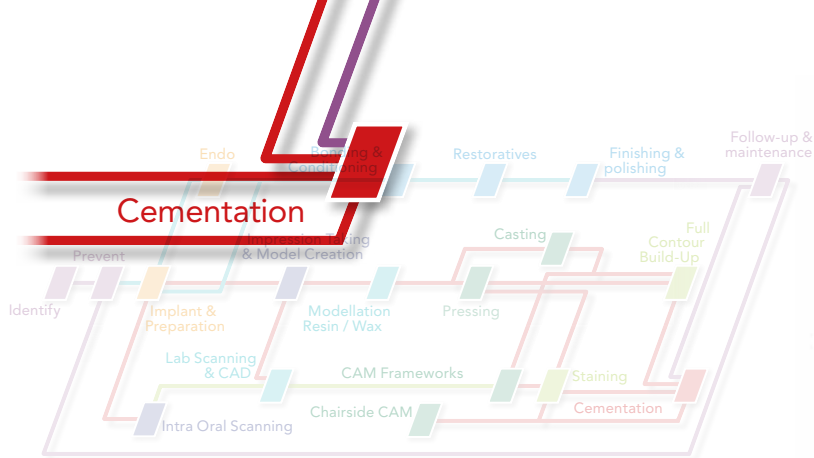


Capsule Mixer CM-II



GC Pliers





G-CEM LinkForce from GC: Dual-cure adhesive luting cement

Made to fit all your adhesive challenges.
Designed to last.

From inlays/onlays, overlays, veneers and tabletops to CAD/CAM prosthetics, the choice between different types of restorations has become wider. Add the introduction of new substrates such as zirconia, lithium disilicate and hybrid ceramics and it is no surprise that mastering all the cementation procedures for all indications is now a difficult challenge. Is there one solution that can adapt to all situations? GC has developed a universal adhesive resin cement for you that offers predictable results and allows you to work in a standardised way. G-CEM LinkForce from GC - the universal and powerful solution to all your adhesive cementation challenges that ensures a strong bond to all substrates in all indications, without compromises.

INDICATIONS

You can count on G-CEM LinkForce in all clinical situations:

- all ceramic, hybrid ceramic, resin and metal-based inlays, onlays, crowns and bridges
- metal, ceramic and fibre posts
- all ceramic and composite veneers
- crowns and bridges on implant abutments

ADVANTAGES

- High bond strength thanks to the possibility of an efficient light-curing of the bonding
- Very thin 3 µm film thickness for a perfect fit of the restoration
- Efficient self-cure mode, particularly useful when luting opaque or thick restorations
- Optimal light-curing of the resin cement, ideal for the luting of veneers
- 4 shades to match all needs, accompanied by their corresponding try-in pastes
- Tooth-like fluorescence and color stability over time

ORDERING INFO

G-CEM-LinkForce comes in a series of kits:

- System Kit: 2 syringes including the shades A2 and Translucent as well as G-Premio BOND, G-Multi Primer, Try-in Pastes, etchant and accessories
 - Starter Kit: 1 syringe in the shade A2 or Translucent, plus G-Premio BOND and G-Multi Primer
- All components are also available as refill: Syringe 8.7 g, Try-in Paste 1 g, G-Premio BOND 5 ml, G-Premio BOND DCA (Dual Cure Activator) 3 ml and G-Multi-Primer 5 ml.



RELATED PRODUCTS

Freegenol



Fuji TEMP LT



G-Premio BOND



G-Multi Primer



Cementation



Comfortable, Reliable & Retrievable

Freegenol from GC: Temporary luting cement

Freegenol is a eugenol-free luting cement for temporary cementation of indirect restorations. It is completely compatible and safe to use with acrylic resin materials. Biocompatible with tooth structure and soft tissue, Freegenol is easy to use and mixes to a smooth, creamy consistency.

INDICATIONS

Temporary cementation of indirect restorations. The setting time can be adjusted to your needs:

- more base, faster set
- less base, slower set

ADVANTAGES

- Eugenol-free, no negative effect on polymerisation of resin containing materials
- Consistency can be adjusted
- Easy to remove from crowns and cores
- Special cleaner included

ORDERING INFO

Freegenol comes in tubes of 55 g Base and 20 g Accelerator. 2.5 ml Cleaner is included as well.

Fuji TEMP LT from GC: Paste-paste glass ionomer provisional luting cement

Fuji Temp LT is especially designed for long-term temporary cementation. Thanks to its balanced formulation, it is very convenient during application and provides a stable retention whilst assuring the future safe removal of indirect restorations. Besides presenting optimized handling and physical properties, Fuji Temp LT counts on the well-known protection offered by glass ionomer materials.

INDICATIONS

These advantages combined with the protection offered by glass ionomers make it the ideal choice for:

- Long-term temporary cementation of all types of all-ceramic, resin, acrylic and metal-based crowns and bridges, including try-on cementation of long-span prosthetic appliances;
- Especially adapted to assure sufficient retention and retrievability of crowns and bridges cemented on implant abutments.

ADVANTAGES

- Non-runny consistency with low film thickness
- Rubbery consistency for an easy removal of excesses
- Reliable retention with long term security
- No negative influence on final adhesive cementation
- Safe removal of the restoration whenever needed
- Easy clean up

ORDERING INFO

Fuji Temp LT comes in one single shade (Universal) and is presented in Paste Pak cartridges to be used with the practical Paste Pak Dispenser from GC.

RELATED PRODUCTS:

FujiCEM 2



G-CEM LinkForce

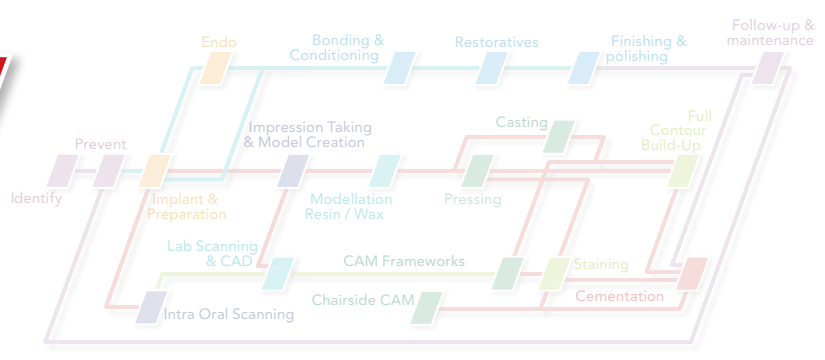



GC Pliers



Paste Pak Dispenser





Find the right cement(s) to master your luting challenges!

Luting navigation chart from GC

	Inlays & onlays				Crowns & bridges			Posts & inlay-cores		Veneers		
	Metal	• Feldspathic ceramics • Leucite-reinforced ceramics	• Lithium disilicate • Composite (e.g. GC GRADIA PLUS)	Hybrid ceramics (e.g. CERASMART)	• Metal (e.g. GC Initial Cast NP) • Zirconia (e.g. GC Initial Zirconia disk) • Alumina	• Lithium disilicate • Composite (e.g. GC GRADIA PLUS)	• Feldspathic ceramics • Leucite-reinforced ceramics	Hybrid ceramics (e.g. CERASMART)	Fibre reinforced (e.g. EverStick POST & GC Fiber post)	Metal	Zirconia (e.g. GC Initial Zirconia disk)	• Feldspathic ceramics • Leucite reinforced ceramics • Lithium disilicate • Hybrid ceramics (e.g. CERASMART) • Composite
Fuji I Conventional glass ionomer cement 	•	-	-	-	•	-	-	-	-	•	-	-
Fuji PLUS Resin-modified glass ionomer cement 	-	-	-	-	-	-	-	-	-	-	-	-
FujiCEM 2 Resin-modified glass ionomer cement 	•	• (inlays)	•	-	•	•	-	-	•	•	•	-
G-CEM LinkAce Self-adhesive resin cement 	-	-	-	-	-	-	-	-	-	-	-	-
G-CEM Self-adhesive resin cement 	•	•	•	-	•	•	•	-	•	•	•	-
G-CEM LinkForce Adhesive resin cement 	•	•	•	•	•	•	•	•	•	•	•	•
G-aenial Universal Flo Adhesive resin cement 	-	•	•	•	-	-	-	-	-	-	-	•

Notes: * For indirect restorations with thin thickness (≤ 2mm) that enable the use of a purely light-curing technique.



Cementation



Easy ON, Easy OFF

Fuji ORTHO LC from GC: Light curing glass ionomer for orthodontic bonding

GC Fuji ORTHO LC is a light-cured, resin reinforced glass ionomer ideally suited for bonding orthodontic brackets, bands and appliances. Its ability to be placed in the presence of moisture with no need for phosphoric acid etching simplifies the bonding procedure. A continual fluoride release reduces the risk of decalcification, which helps maintain the soundness of enamel. Additionally, debonding can be accomplished faster with less risk of damaging the enamel than with composite resin bonding systems.

INDICATIONS

- Bonding of metal brackets and attachments
- Bonding of ceramic brackets
- Bonding of acrylic appliances e.g. Rapid Palatal Expander (RPE)

ADVANTAGES

- Easy application and controlled setting by light-curing
- Excellent adhesion, even in a moist environment
- Long-term fluoride release
- Easy removal of orthodontic appliances, avoiding enamel fractures
- No discolouration

GC Fuji ORTHO LC Paste Pak specific

- Cartridge delivery system reduces preparation time
- Optimal handling with choice between easy handmix or automix

ORDERING INFO

GC Fuji Ortho LC is available in 3 versions:

- Powder / Liquid in bottles of 40 g powder and 6.8 ml (8 g) Liquid
- Capsules in boxes of 50 pieces
- Cartridges of 13.3 g (7.2 ml)

RELATED PRODUCTS

Paste Pak Dispenser



GC Pliers



Capsule Applier IV



Capsule Mixer CM-II



Fuji ORTHO from GC: Glass ionomer for orthodontic bonding

GC Fuji ORTHO is a self-cured, resin reinforced glass ionomer cement ideally suited for bonding orthodontic brackets and bands. Its placement in a wet field simplifies application and bonding procedures. It can be used with a non-etch or etch technique. Because it's a true glass ionomer cement, it releases fluoride to protect against decalcification and decay. GC Fuji ORTHO effectively supports brackets, bands and wires for the duration of the orthodontic treatment and removes easily at case completion.

INDICATIONS

An ideal combination of the properties of composites and GICs for bonding orthodontic appliances.

ADVANTAGES

- Excellent adhesion, even in a moist environment
- Easy application
- Easy removal of orthodontic appliances without damage to enamel
- Self-curing
- Long-term fluoride release
- No discolouration

ORDERING INFO

GC Fuji Ortho is available in bottles of 40 g powder and 6.8 ml (8 g) Liquid.



Cementation



Easy ON, Easy OFF

Fuji ORTHO BAND Paste Pak from **GC**:
Paste-paste glass ionomer for bonding
bands

GC Fuji ORTHO BAND Paste Pak is a blue, resin modified glass ionomer for bonding orthodontic bands. It can also be used for the cementation of appliances retained with stainless steel crowns (ex: Herbst or expansion appliances). The Paste Pak delivery saves time and reduces waste. It delivers consistent mixes every time, no matter the amount that the mix requires. Its blue colour distinguishes the cement for easy clean-up and removal. GC Fuji ORTHO BAND Paste Pak is available in self-curing and a dual-curing version.

INDICATIONS

An ideal combination of the properties of composites and GICs for the cementation of orthodontic bands and appliances retained with stainless steel crowns (e.g. Herbst or expansion appliances).

ADVANTAGES

- Cartridge delivery with controlled dosage ensuring the right quantities for every indication
- Convenient direct application on bands using the automix tip
- Choice between self-curing or dual-curing for controlled setting
- Adapted working time of 5'30"
- Blue colour for controlled application and removal
- High fluoride release
- Excellent adhesion, even in a moist environment
- Easy removal of orthodontic appliances, avoiding enamel damages
- Optimal handling with choice between easy handmix or automix

ORDERING INFO

Fuji ORTHO BAND Paste Pak comes in cartridges of 13.3 g (7.2 ml). The LC version has the automix option.

RELATED PRODUCTS

Paste Pak Dispenser



ORTHO Gel Conditioner from **GC**:
Orthodontic cleaning agent

ORTHO Gel Conditioner is a unique 20 % polyacrylic acid gel conditioner designed to mildly condition the enamel before application of a GC orthodontic luting cement. The gel conditioner will clean the surface effectively to achieve increased levels of chemical adhesion, but without causing damage to the enamel. The conditioner is delivered in a syringe with brush tips for easy application.

INDICATIONS

Designed to mildly etch and condition enamel, thus enhancing the bond strength of glass ionomer materials to tooth surfaces.

ADVANTAGES

- Increases bond strength without damaging enamel
- Available in a syringe with brush tips for easy application
- Blue tint for application control

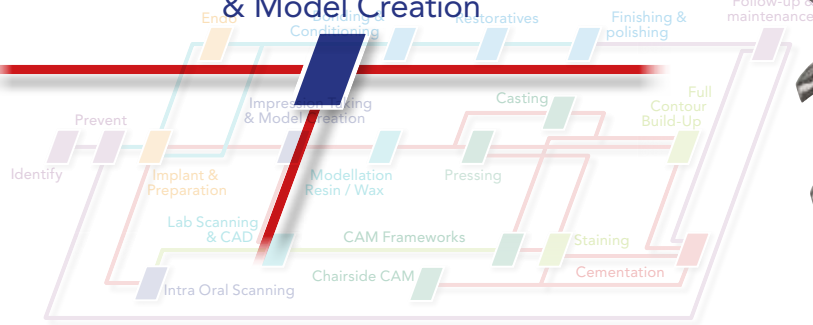
ORDERING INFO

ORTHO Gel Conditioner comes in 1.2 ml syringes with brush tips.

GC Pliers



Impression Taking & Model Creation



Impression trays from GC:

Dentulous, edentulous and closed-bite trays

The foundation of a good restoration

Every dentist knows how important it is to take an accurate impression. The right impression material and a good impression-taking technique go a long way to ensuring the best results. And the tray is the foundation of every accurate impression. As one of the world's leading manufacturers of impression trays and materials, GC offers a wide range of stock trays, as well as accessories and materials to make custom trays.

GC Dentulous Trays: specially designed for use with dentate patients and available in many different sizes, shapes and types.

GC Edentulous Trays: especially designed for edentate patients to match the patient's anatomical characteristics. Choose from Standard Edentulous trays for the daily routine, STO-K trays to match specific patient's anatomical characteristics or McGowan trays for immediate dentures

GC Closed-Bite Trays: triple function trays and bite registration trays. The Check-Bite Triple Function trays are used to take a working impression, counter impression and bite registration in one procedure. The Sideless Triple Function trays are adjustable to 4 full arch positions. The Double Arch Tray produces a pair of complimentary models in true occlusal relationship.

ADVANTAGES

GC Dentulous Trays:

- Rigid but still bendable coated metal trays for a more individual fit
- Stainless steel trays with welded rimlock borders allowing pressure build-up during impression taking
- Plastic spacer trays with a unique 'zigzag' rim to minimise cusp contact

GC Edentulous Trays:

- Rigid tray for enhanced accuracy made of bendable metal for a more individual fit
- Perforations and welded rimlocks (on the outside of the tray) for optimal retention of the alginate

GC Closed-Bite Trays:

- Anterior and posterior models with micro-thin, flexible mesh that neither impinges on the retromolar area, nor interferes with full closure

RELATED PRODUCTS

Bite Compound



Iso Functional Sticks



TreClean



GC Impression Separation Wafer



Impression Taking & Model Creation



The heart of a good restoration

EXA'lence from GC: Vinyl polyether silicone impression material

The combination of intrinsic hydrophilicity and tear strength of the EXA'lence VPES (Vinyl Polyether Silicone) technology ensures excellent impressions in every condition.

INDICATIONS

Full denture, crowns, bridges, primary crowns, partial crowns, inlays, veneers, onlays, impression without preparation, pick-up impression ... for every indication there is a combination of EXA'lence materials.

ADVANTAGES

- Intrinsic hydrophilicity ensures wettability for a perfectly detailed capture, even under wet conditions
- Remains hydrophilic after setting, for the highest precision when pouring of the model
- High tear strength eliminates the risk of damage during removal from the mouth and during removal of the model from the impression
- Long working time and short setting time
- Pleasant mild mint taste for the patient

ORDERING INFO

A range of delivery forms and viscosities:

- Regular and Fast Set in 48 ml cartridges with following viscosities: Extra Light, Light, Medium, Heavy, Heavy Rigid
- Regular and Fast in 370 ml cartridges in Medium Body and Heavy Body viscosity
- Putty Base and Catalyst in 500 g jars
- Technic Kit Monophase 370 for "1 Step/1 Material Technique"
- Technic Kit One Step Heavy 370 for "1 Step/2 Materials Technique"
- Technic Kit Wash Heavy 370 (Fast set) for "2 Steps/2 Materials Technique"
- Technic Kit Wash Putty (Regular set) for "2 Steps/2 Materials Technique"

GC Examix & Exaflex from GC: Normal setting A-silicone impression materials

Thixotropic impression material for all popular impression techniques. The adapted flow, extended working time and the snap set make this an extremely easy to use A-silicone material.

INDICATIONS

Injection: as a wash material in the 2 Materials/2 Steps technique or in the 2 Materials/1 Step technique.
Regular: as a wash material in the 2 Materials/1 Step technique.
Monophase: as a base material in the 2 Materials/1 Step technique or alone in the 1 Material/1Step technique.
Putty: as a base material in the 2 Materials/2 Steps technique.

ADVANTAGES

- Thixotropic properties for exact detail reproduction
- High elasticity and tear resistance for easy removal
- High dimensional stability, uniform flow for problem-free impression taking
- Hydrogen-scavenger formulation allows immediate pouring with gypsum
- Different consistencies and delivery modes to fit all indications and preferences

ORDERING INFO

- GC Examix NDS Injection, Regular and Monophase are available in 48 ml Cartridges
- GC Exaflex Injection and Regular are available in tubes of 74 ml of Base and Catalyst. GC Exaflex Putty is delivered in jars of 500 g Base and Catalyst

RELATED PRODUCTS

Bite Compound



Iso Functional Sticks



TreClean



GC Impression Separation Wafer



Impression Taking & Model Creation



The heart of a good restoration



GC Exafast from GC: Fast setting A-silicone impression materials

Family of fast setting A-silicone impression materials developed to produce consistently highly precise impressions in only around 2 min.

INDICATIONS

Injection: as a wash material in the 2 Materials/2 Steps technique or in the 2 Material/1 Step technique.
Regular: as a wash material in the 2 Materials/1 Step technique.
Monophase: as a base material in the 2 Materials/1 Step technique or alone in the 1 Material/1 Step technique.
Putty: as a base material in the 2 Materials/2 Steps technique.

ADVANTAGES

- Fast setting reduces time in the mouth
- Thixotropic properties, high dimensional stability and uniform flow
- High elasticity and tear resistant for easy removal from the mouth

Hydrogen-scavenger formulation allows immediate pouring with gypsum

ORDERING INFO

- GC Exafast NDS is available as Injection, Regular and Monophase material in 48 mL Cartridges
- GC Exafast Putty is delivered in jars of 500 g Base and Catalyst.

Aroma Fine PLUS from GC: Alginate impression material

Based on GC's extensive knowledge of alginate materials, GC Aroma Fine Plus has been designed to offer users final impressions of the highest quality combined with an easier and faster mixing.

INDICATIONS

Impression taking for temporary indirect restorations, orthodontic models and study models.

ADVANTAGES

- Easy and rapid powder incorporation into water within just 3 seconds
- Dust free formulation allowing fast and vigorous mixing for a smooth mixture without bubbles
- Under pressure the alginate flows into the narrowest spaces for highest detail reproduction
- Compatible with a wide range of type IV stones for a better detail reproduction and smooth model surface
- Spearmint flavour for patient comfort

ORDERING INFO

Aroma Fine Plus is available in 2 setting types: Fast and Normal set delivered in 1 kg bags.

RELATED PRODUCTS

Bite Compound



Iso Functional Sticks



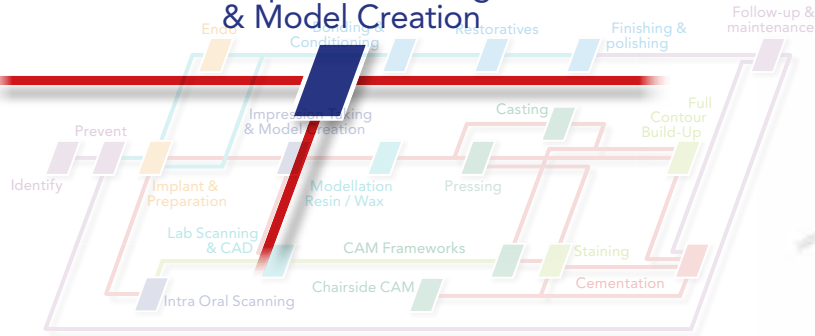
TreClean



GC Impression Separation Wafer



Impression Taking & Model Creation



Fit Checker Advanced from GC: White & Blue VPES silicone for checking accuracy

Fit Checker Advanced & Fit Checker Advanced Blue are Vinyl Polyether materials for checking pressure spots and the fit accuracy of prosthetic works. Thanks to their very thin consistency, sharp setting time and hydrophilicity, both materials are very convenient to use and offer an accurate identification of misfits of prosthetic works of all kinds. The choice between 2 transparent, well contrasting colours allows an easy evaluation of any type of prosthesis: blue, for aesthetic restorations such as ceramic based crowns & bridges and for occlusal checking; white, for metal based restorations and dentures.

INDICATIONS

Fit Checker™ Advanced Blue has the ideal blue colour gradation for fit checking of all kinds of prosthetic works, especially resin, ceramic and zirconia-based crowns and bridges as well as bite registration and evaluation of occlusal contacts. Fit Checker™ Advanced has the ideal white colour gradation for fit checking of all kinds of prosthetic works, especially complete and partial dentures and metal-based crowns and bridges.

The successful finalisation of your prosthetics

ADVANTAGES

- Fit Checker Advanced & Fit Checker Advanced Blue offer
- Thixotropic consistency with easy flow under pressure
 - Minimal film thickness for a precise seat of the restoration
 - Visible colour gradation for easy identification of misfits
 - Increased hardness to allow smooth and easy trimming with bur
 - High tear resistance for easy removal

Fit Checker Advanced specific features

- White colour for checking the fit of metal based restorations and dentures
- Available in handmix and automix cartridge

Fit Checker Advanced Blue specific features

- Transparent blue colour allows an analysis of the occlusal situation, even under 100 µm thickness
- Available in automix cartridge for precise and optimized application

ORDERING INFO

Fit Checker Advanced (White) is available in handmix 1-1 tubes (42 ml base and 42 mL catalyst) and in automix cartridge (2 x 48 mL cartridges with mixing tips)

Fit Checker Advanced Blue is available in automix cartridge (2 x 48 mL cartridges with mixing tips).

RELATED PRODUCTS

Bite Compound



EXABITE II NDS



ISO Functional Sticks



Impression Taking & Model Creation



The heart of a good restoration

GC Exabite II NDS from GC: Bite registration material

A-silicone material with properties especially adjusted to the requirements of bite registration.

INDICATIONS

Checking bite registration

ADVANTAGES

- Mixing and application directly from the cartridge
- Thixotropic properties with an ideal balance between stability and fluidity
- Snap setting time: only 45 sec.
- High stability for safe transfer of models to an articulator
- Easy trimming and carving

ORDERING INFO

Exabite II NDS comes in cartridges of 48 ml with mixing tips

Bite Compound and ISO Functional Sticks from GC: Thermoplastic sticks

Bite Compound and ISO Functional Sticks are thermoplastic sticks developed for a variety of indications. Because of its unique slow setting characteristics ISO Functional enables production of extremely accurate functional impressions. This makes it particularly useful as an impression material for rebasing and muscle trimming. Bite Compound, with a lower softening point, is more suited for bite registration purposes.

INDICATIONS

ISO Functional: impression material for rebasing and muscle trimming
Bite Compound: bite registrations
The registration should be taken when the material is pliable without shredding when stretched.

ADVANTAGES

Bite Compound

- Low softening temperature of 53°C
- Non-sticky
- Long working time

ISO Functional Sticks

- Easy to warm up at 62°C
- Quick hardening in cold water
- Wide working area

ORDERING INFO

GC Bite Compound and ISO Functional Sticks are delivered in boxes of 15 sticks.

RELATED PRODUCTS

GC Trays



Fit Checker Advanced



Follow-up & maintenance



A perfect fit for ultimate comfort

Reline Soft & Extra Soft from GC: Soft silicone-based relining materials

Reline Soft and Reline Extra Soft are A-silicone materials providing comfort and long-lasting elasticity for classic indications like sensitive mucosa, pressure points, sharp or bony alveolar ridges and undercuts.

INDICATIONS

Suitable for chairside and lab relining procedures. The advantages of Reline Soft and Extra Soft for implant-borne dentures have shown through in clinical trials.

ADVANTAGES

- Vinyl polysiloxane materials in cartridges offer easy direct dispensing
- The material's surface remains elastic, smooth and clean over time

More about GC Reline Extra Soft:

- Helps wound healing thanks to an extremely soft consistency
- Normalises irritated tissue before you produce, reline or rebase a denture

More about GC Reline Soft

- Helps to compensate resorption processes
- Resilient: acts as a cushion between the denture and the oral tissue to buffer masticatory pressure and solve anatomical problems

ORDERING INFO

GC Reline Extra Soft & GC Reline Soft are available in 48 mL cartridges and come with a dedicated Primer and Modifier.

Reline from GC: Hard chairside denture relining material

MMA-free resin for durable long-term relining of full and partial dentures.

INDICATIONS

Suitable for chairside and laboratory-made long-term relining procedures

ADVANTAGES

- Methyl methacrylate-free – no unpleasant odours, lower risk of allergies
- Will not irritate the oral mucosa thanks to a maximum temperature of 40°C during setting
- Exceptional consistency that provides a perfect anatomical fit
- Incredibly accurate with minimised potential for distortion during removal
- Patients spend less time in the chair since you can finish and polish just 5½ minutes after mixing
- Good adhesion between Reline and the denture base

ORDERING INFO

GC Reline is available as powder – liquid including a dedicated bonding agent.

Follow-up & maintenance



A perfect fit for ultimate comfort

Tissue Conditioner from GC: All-in-one soft relining material

GC Tissue Conditioner is an all-in-one soft relining material - a complete solution for your clinic. It's a true next-generation, state of the art acrylic soft relining material, and it's even been patented by GC. GC Tissue Conditioner is a great choice when you need an alternative that offers a long-lasting softness and remains clean over a long time.

INDICATIONS

Use Tissue Conditioner for tissue conditioning, soft relining and functional impressions.

ADVANTAGES

- Perfect consistency and flow make it easy to apply in a convenient and time-saving manner - only 5 minutes seating time in the mouth.
- Unique patented formulation and special coating material prevent deterioration over time.
- Excellent surface smoothness means you can expect very good healing ability and hygiene.
- Long lasting softness capable of adapting its shape according to changes of mucosa over time for better healing and greater patient comfort.
- Improved tear resistance makes it easy to remove by peeling out by hand.

ORDERING INFO

Tissue Conditioner comes in 90 g powder and 101 mL liquid bottles, and is offered with a dedicated multipurpose coating (adhesive). There are two different colours: Light Pink and White.

Coe-Pak (Automix) from GC: Periodontal Dressing

Two-component material for wound dressing, to cover stitches or to stabilise loose teeth.

INDICATIONS

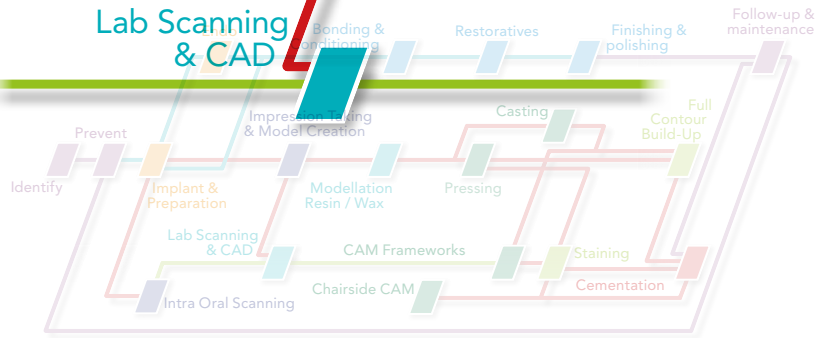
For surgical dressing and periodontal packing

ADVANTAGES

- Cartridge or handmix delivery
- Easily mouldable
- Elastic consistency
- Patient-friendly
- Supports process of healing
- Eugenol-free, so compatible with resins
- Does not stick to gloves

ORDERING INFO

Coe-Pak Automix comes in 50 mL cartridges. The paste-paste version is available in Regular Set & Hard and Fast Set in base & catalyst tubes of 90 g.



aadva ALS from **GC:**
Create accurate masterpieces
at the speed of light

The GC Aadva Lab Scanner is a fully automated lab scanner, using the most recent projection and measurement technology. A high-end dual camera system with blue LED structured light, in combination with GC's implant scan-technology assures the highest accuracy.



Gypsum model with preparation

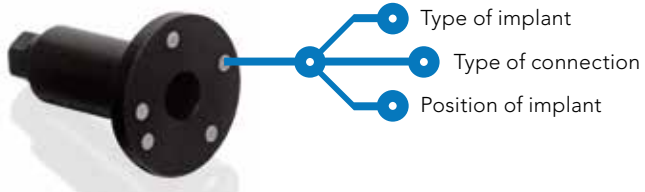


Gypsum model with Scanflags



Impression

GC Scan flag with unique dot pattern



TECHNICAL DATA

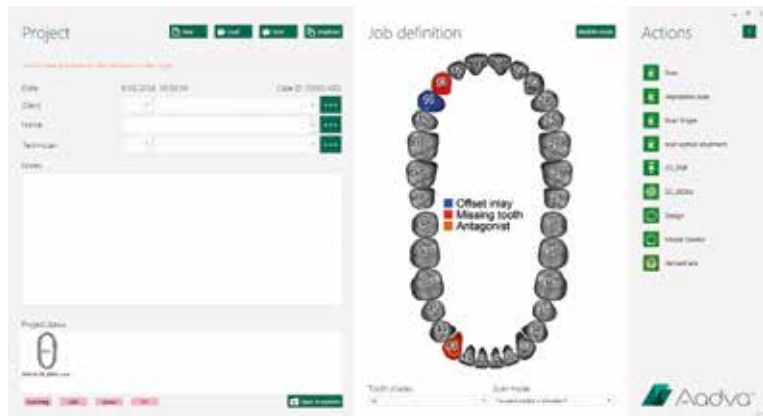
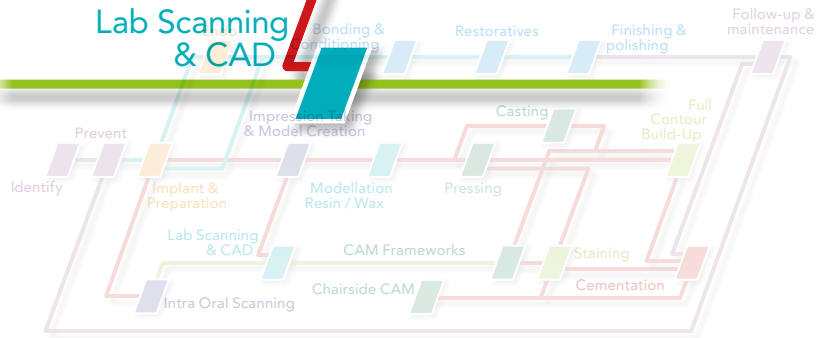
- Technical data GC Aadva Lab Scan
- Number of cameras 2
- Resolution 2 megapixels
- Light source LED (Blue)
- Positioning unit 2 axis (tilts & swivel)
- Scan time single die* < 60 s
- Scan time per model* 2 min
- Scan accuracy* < 10 µm
- Dimensions (w x h x l) 400 x 600 x 300 mm
- Weight 27 kg
- Power supply AC 110 / 220 Volt, 50 - 60 Hz

ADVANTAGES

- Elegant design
- Open CAD software powered by Exocad
- Impressive scan accuracy
- Scanflags with unique coding
- Time and cost saving
- Wide range of accessories
- All in one solution



The GC Aadva Lab Scan comes with a high performance PC, a complete GC Aadva CAD software package and a GC Scan Kit – Technical data GC Aadva Lab Scan



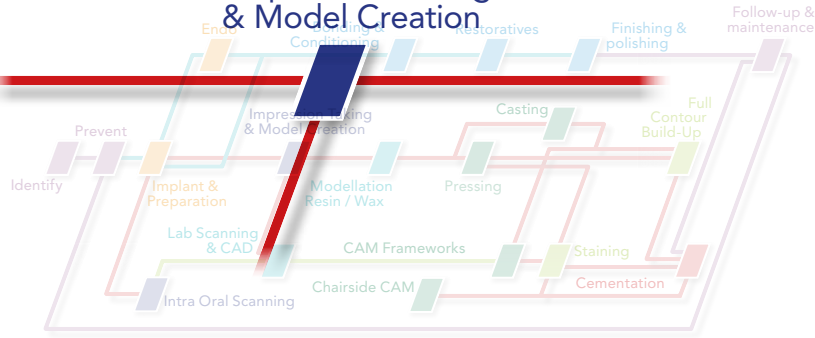
- Adaptive scan speed
 - the velocity you need based on the restoration process
 - reduced scan time by 50% and reduced manual errors
 - post processing time goes down by around 35%
- Automatic recognition whether an individual implant or bridge restoration is required
- Automatic selection of a rotation or anti-rotation implant connection
- Scanning of most of the silicon impressions
- Direct link with the Aadva IOS, GC's intra-oral scanner for better integration with dental offices

Scan → Transfer → Design → Manufacture → Deliver → Place

GC Aadva systems will always have a tailored solution that fits your needs and preferences. A wide range of possibilities to fully support your entrance in the era of digital dentistry.



Impression Taking & Model Creation



Fujirock® EP from GC: Type 4 dental stone

Superior quality is what makes the GC family of hard-die stones among the most popular in Europe. Used in the production of all kinds of dental prosthetics, GC stones are specifically designed to produce consistently accurate models and dies, fully meeting the requirements of the modern dental laboratory. True to the systematic approach of GC - "One proven stone family for all requirements and applications" - we present three stones that can be combined perfectly to create the foundation of your aesthetics:

GC Fujirock® EP Classic, a truly all-round stone

GC Fujirock® EP Premium, an improved stone for high-performance techniques

Each stone comes in a range of colours that allow you to create shade combinations that bring out the best in your work ... and your laboratory.

Your aesthetics start here

INDICATIONS

GC Fujirock® EP Classic: ideal for all kinds of prosthetics, combining high precision, outstanding edge hardness and high-pressure stability.

GC Fujirock® EP Premium: specially developed for high performance and sensitive technologies such as extended implant cases and complex full-ceramic indications.

ADVANTAGES

- Excellent physical properties
- Short mixing time (about 1 min), extended working time
- Short setting time
- Removable from cast after just 30 min
- Highly fluid thixotropic properties allowing precise reproduction
- Low expansion (less than 0.08 %)
- Immediate stability for a perfect fit with the prosthesis

ORDERING INFO

Fujirock® EP – Classic:

- Golden Brown 5 Kg & 12 Kg pack
- Topaz Beige 5 Kg pack

Fujirock® EP – Premium

- Pastel Yellow 4 Kg & 11 Kg pack
- Polar White, Inca Brown and Titanium Grey 4 Kg pack.



Golden Brown



Topaz Beige



Polar White



Inca Brown



Pastel Yellow



Titanium Grey

RELATED PRODUCTS

Base Stone



Pattern Resin LS



GC Inlay Wax SOFT, MEDIUM & HARD



Impression Taking & Model Creation



Your aesthetics start here

Modelling Resin / Wax



Base Stone from GC: Type 4 model base stone

Base Stone is a dedicated type 4 dental stone for basing dentate arches and opposing models. Due to its adaptable viscosity, Base Stone can be used in a thin fluid or thixotropic consistency without change in physical properties. Together with GC Fujirock® EP Classic and Premium, you can create shade combinations that form the foundation of your aesthetics:

INDICATIONS

Base Stone is the perfect choice for a wide range of indications such as basing dentate arches, opposing model, study model etc. The two colours Terracotta Red and Royal Blue meet the requirements for individualized and aesthetic construction of master models.

ADVANTAGES

- One powder offering different viscosities without changing physical properties
- Low expansion and perfect match with GC Fujirock® EP Classic and Premium
- Short mixing and setting time
- High fluidity for basing arches without air bubbles
- Optimal thixotropic properties for opposing models
- Short removal time, from impression materials (after 30 min)

ORDERING INFO

Terracotta Red and Royal Blue come in 12 Kg packs.



Royal Blue



Terracotta Red

Pattern Resin LS from GC: Low shrinkage modelling resin

In need of a long-term proven material for a wide range of laboratory and chair-side indications? Pattern Resin LS provides superior results in multiple applications, everyday and specific.

Pattern Resin LS is a long-term proven material for a wide range of laboratory and chair-side indications. Besides the major applications this unique modelling resin is suitable for a great number of everyday "detail" situations. The thixotropy of the resin results in excellent flow behaviour and handling properties, its high wettability allows easy mixing and application.

INDICATIONS

In addition to all conventional indications for modelling resins, Pattern Resin LS provides superior results in the following applications: custom attachments, conical and telescopic crowns, implant suprastructures, implant transfer techniques, crown & bridge techniques, inlays and onlays, partial dentures and electroforming technique.

ADVANTAGES

- Minimal shrinkage and easy-to-trim for perfect adaptation and reproduction
- High hardness and strength
- High stability even for thin layers
- Burns out without residue resulting in very clean casting surfaces

ORDERING INFO

Pattern Resin LS powder is available in 100 g or 1 kg packages. The liquid is supplied in 105 ml or 262 ml bottles.


RELATED PRODUCTS

Investments



Initial CAST NP





Investments For Crowns & Bridges

GC Fujivest Platinum II

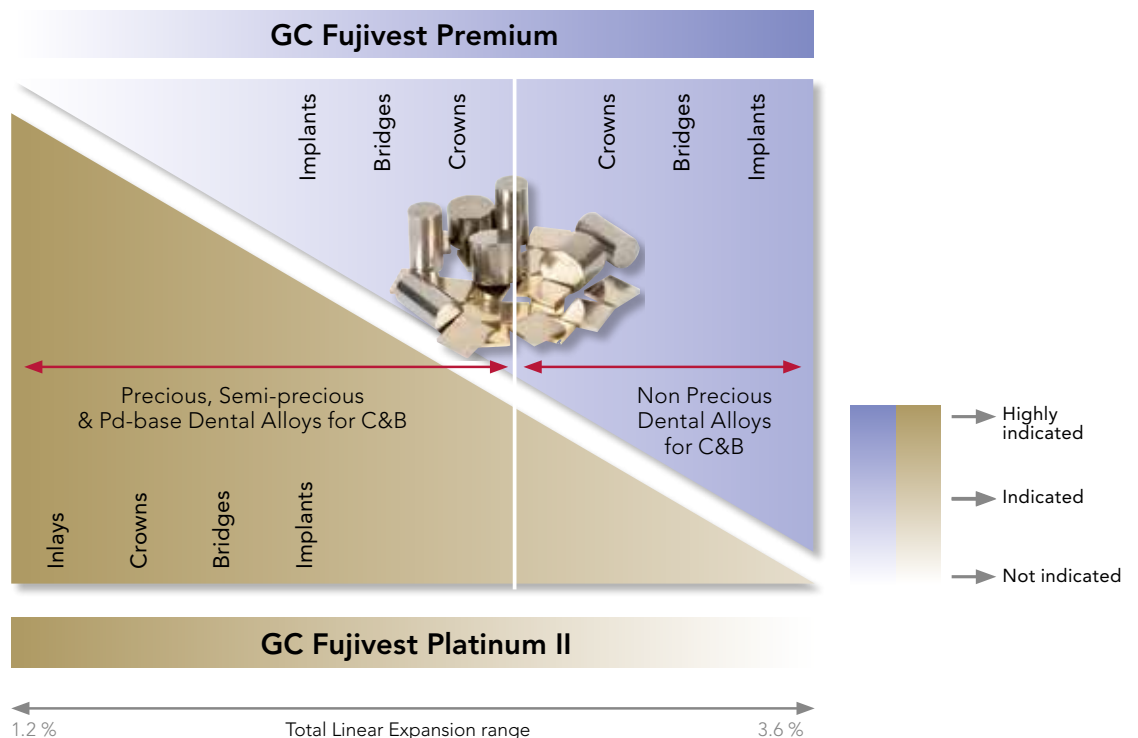
Perfect controllability and high accuracy of fit – these are the most important requirements for a modern high precision casting investment material. With GC Fujivest Platinum II, GC Europe has set another milestone for all precious, semi-precious and palladium based alloys in the crown and bridge technique. The impressive features of this carbon free C&B precision investment include comfortable working properties and perfect expansion control – for both quick heating & step heating procedures.

GC Fujivest Premium

Controlled expansion for highest precision, especially with non-precious metal alloys. Whether heated up quickly or conventionally, with or without a casting ring, GC Fujivest Premium meets all the expectations of a modern multipurpose investment material. This carbon-free and phosphate-bonded C&B material has a broad range of indications, yet produces consistently precise casting results. Thus GC Fujivest Premium is ideally suited for all prosthetic work and alloys, especially for nickel chromium and cobalt chromium. Thanks to its fine grained powder texture, dental technicians are able to choose between the fast and the programme controlled heat-up method – with reliable expansion control.

Investments need room to expand in their cylinder. That is why a good ring liner is of paramount importance. GC has developed Casting Ring Liner, a ceramic and asbestos fibre-free liner to allow total expansion for investments. The 1 mm thickness creates a perfect buffer and allows your investment to expand as much as needed to prevent cracks and to deliver perfectly fitting castings. Casting Ring Liner comes in 20 m rolls

Individual and complementary positioning of the GC Fujivest Platinum II & Premium investment line. The chart clearly shows the positioning of each investment for the type of dental alloy and type of restoration.



With these investments, GC Europe once again confirms its competence in the production of phosphate-bonded investments for crowns and bridges. Fujivest Platinum II and Premium are adapted to the demands of the modern C&B- casting market in Europe.

Casting



A more exact fit than ever before

Fujivest® Platinum II from **GC**: Carbon-free phosphate-bonded investment

GC Fujivest Platinum II is an investment material specifically designed for precious and semi-precious alloys. With its long comfortable working time and improved fluidity, investing complicated cases has become easier than ever before. With an increased expansion range, this top of class material has become even more versatile. The extremely smooth surface of GC Fujivest Platinum II will produce highly precise castings at any time. This top quality investment can be used in both quick heating & step heating procedures.

INDICATIONS

Precision casting investment for both quick-heating and conventional step heating processes. For precious, semi-precious and Pd base alloys.

ADVANTAGES

- Extended working time, improved fluidity
- Facilitates a perfect fit for complex cases, such as implant suprastructures and long-span bridges
- Extremely smooth casting surfaces
- Easy to steer and very wide expansion range
- Devests easily, with reduced risk of damaging castings

ORDERING INFO

Fujivest Platinum II powder is available in 60 g, 90 g and 150 g bags. The liquid comes in 900 ml bottles.

Fujivest® Premium from **GC**: Carbon-free phosphate-bonded investment

GC Fujivest Premium is a carbon-free phosphate bonded investment for crowns and bridges, suitable for all types of dental alloys with special attention to non-precious alloys. Whether heated up quickly or conventionally, with or without a casting ring, the reliable expansion control of GC Fujivest Premium produces consistently precise casting results.

INDICATIONS

Suitable for all dental alloys with special attention to non-precious alloys. For use in both quick and step-heating procedures.

ADVANTAGES

- Offers a wide expansion range of up to 3.5 % – implant suprastructures with non-precious alloys are now safe and straightforward
- Accommodates ringless techniques in both quick and slow-heating procedures
- Highly accurate fit due to easy liquid solution for optimal expansion control
- High fluidity and smooth consistency
- Robust investment but easy devesting

ORDERING INFO

Fujivest Premium powder is available in 60 g, 90 g and 150 g bags. The liquid comes in 900 ml bottles.

RELATED PRODUCTS

Casting Ring Liner



Pattern Resin LS



GC Inlay Wax SOFT,
MEDIUM & HARD



GC Initial CAST NP



Casting



A more exact fit than ever before

Fujivest® II from GC: Carbon-free phosphate-bonded investment

A carbon-free phosphate-bonded investment for precision crown and bridge castings of all dental alloys, including Ni-Cr and Co-Cr.

INDICATIONS

Perfect castings for non-precious alloys in both quick and slow heating methods.

ADVANTAGES

- Carbon-free
- Ringless techniques possible in both quick and slow heating-up schedules
- High fluidity and high wettability
- Smooth surface
- Controlled setting and thermal expansion
- Special low expansion liquid

ORDERING INFO

Fujivest II powder is available in 60 g, 90 g, 150 g and 2 kg bags. The normal and low expansion liquids come in 900 ml bottles.

Fujivest®Super from GC: Carbon-free phosphate-bonded investment

GC Fujivest Super, a carbon-free phosphate-bonded investment for castings of precious, semi-precious and Pd-base alloys, also for complicated implant castings.

INDICATIONS

High accuracy for precious and semi-precious alloys, even for long span restorations. Please ask for special instructions for use on Implantology techniques.

ADVANTAGES

- Quick heat method
- Total expansion up to 2.34 % - special high expansion liquid available
- Creamy consistency with high fluidity and high wettability for an excellent reproduction of details
- Controlled setting and thermal expansion offering high precision fit
- Easy deinvesting
- Precise depiction, giving exact surface reproduction and precise castings

ORDERING INFO

Fujivest Super powder is available in 60 g, 90 g and 150 g bags. The normal and high expansion liquids come in 900 ml bottles.

RELATED PRODUCTS

Casting Ring Liner



Pattern Resin LS




GC Inlay Wax SOFT,
MEDIUM & HARD



GC Initial CAST NP



Casting



Cast with confidence

Initial CAST NP from GC: CoCr based casting alloy

GC Initial CAST NP is a cobalt chrome based casting alloy for the fabrication of crowns & bridges with a suitable metal veneering ceramic or acrylic veneering material. Thanks to the extra fine molecular structure a smooth and compact surface can be achieved after the casting procedure. The alloy has a reduced oxide formation even after repeated ceramic firings, as such enhancing the aesthetic outcome.

INDICATIONS

GC Initial CAST NP is for the fabrication of crowns & bridges with a suitable metal veneering ceramic or acrylic veneering material.

ADVANTAGES

- Thermal Expansion of $14,1 \times 10^{-6}$ K⁻¹, compatible with the most common metal veneering ceramics on the market
- Outstanding handling properties and fluidity
- Extra fine molecular structure for smooth compact surfaces after casting
- Highly corrosion resistant and free of beryllium, indium and gallium.
- Low oxide formation
- Optimal synergy with Initial MC for superb aesthetics

ORDERING INFO

GC Initial Cast NP comes in jars of 250-500-1000 g.

Stellavest® from GC: Carbon-free phosphate-bonded investment

Specially developed to fulfil the all day-by-day requirements of a casting investment and the suitability for use with non-precious dental alloys.

INDICATIONS

For use in both quick and slow heating methods. With special attention to the ringless technique with quick heating procedures.

ADVANTAGES

- Carbon-free
- Quick heat method
- Wide range of expansion (up to 3 %) for all alloys including Co-Cr
- Ring or ringless techniques
- High precision with smooth surfaces
- Very robust, yet easy to deinvest
- Economic

ORDERING INFO

Stellavest powder is available in 150 g and 2 kg bags. The liquid comes in 900 ml bottles.

RELATED PRODUCTS

Casting Ring Liner



Pattern Resin LS



GC Inlay Wax SOFT, MEDIUM & HARD



Pressing



A more exact fit than ever before

MULTIPRESSVEST from GC

Investment material specifically adapted to multiple press ceramic techniques offered within the GC Initial PC pressable system and the GC Initial IQ - One Body, Press-over-Metal/Zircon system.

INDICATIONS

- All ceramic press techniques with Initial PC: crowns, inlays and facings
- Press ceramic over metal with GC Initial IQ - Press-over-Metal
- Press ceramic over zirconium with GC Initial IQ - Press-over-Zircon

Easy to use in combination with the GC Ring Base System. These silicone rings allow a natural expansion of the investment and are reusable and easy to clean.

ADVANTAGES

- Fine-grained phosphate bonded investment produces smooth and detailed pressings
- Creamy consistency ensures easy and accurate investing
- High thermal stability makes it suitable for the quick heating as well as for the conventional heat-up technique

ORDERING INFO

Multipressvest comes in 60 x 100 g sachets in a box of 6 kg. The liquid comes in 900 ml bottles.

RELATED PRODUCTS

GC Initial PC



GC Initial IQ - Press-over-Metal



GC Initial IQ - Press-over-Zircon



G-Cera ORBIT VEST from GC: Refractory die material

Phosphate-bonded refractory die material for the direct layering of ceramic materials for the manufacture of inlays, onlays, crowns and veneers.

INDICATIONS

Direct layering of ceramic materials for the creation of inlays, onlays, crowns and veneers.

ADVANTAGES

- Controllable expansion by mixing of 2 powders
- Good wettability
- High stability
- Smooth surface and easy to remove
- Additional heating procedure possible
- Suitable for almost all ceramic materials with precise firing results

ORDERING INFO

G-Cera ORBIT VEST comes in 33 g bags in 2 versions: for Crowns/Veneers and for Inlays. The liquid comes in 200 ml bottles.

RELATED PRODUCTS

GC Initial Connector Paste



GC Initial MC





For monolithic and full-contour aesthetics

Initial Zirconia Disk from **GC**:
The zirconium disk for your most demanding cases

Zirconium has become the preferred material of choice for many technicians looking for aesthetics combined with strength. To complete the line of the clinically proven GC Initial Zr-FS products, we have developed the Initial Zirconia Disk.

The monolithic crowns and bridges milled with Initial Zirconia Disk require no porcelain build-up – in combination with the Initial Lustre Pastes NF you will get the highest aesthetic level in no time.

INDICATIONS

- Monolithic crowns and bridges
- Veneering crowns and bridges
- High Translucency (HT) is indicated for full contour, monolithic restorations.

ADVANTAGES

- High stability during milling and firing
- Ideal for veneering and a perfect combination with GC Initial Zr-FS
- Ideal for full contour monolithic restorations in combination with GC Initial Lustre Pastes NF
- With a diameter of 98,5 mm and thicknesses of 12, 14, 18 & 25 mm, these disks will fit most CAD/CAM milling machines.

ORDERING INFO

There are two types to choose from:

- Standard Translucency (ST), ideally for veneering
- High Translucency (HT), ideally for full contour, monolithic restorations

Both versions are available in 98,5 mm disks in 12, 14, 18 & 25 mm thickness, sized to fit most CAD/CAM milling machines.

RELATED PRODUCTS

Initial Lustre Pastes NF



Initial Zr-FS



Smart material for smart applications

CERASMART from **GC**:
The hybrid ceramic CAD/CAM block

Precision, strength and flexibility... combined with an easy to use characterisation glaze. That's what Cerasmart, the hybrid ceramic CAD/CAM Block, stands for. It offers you unprecedented opportunities for a variety of clinical situations.

INDICATIONS

1. Metal free indirect restorations: full crown, inlay, onlay, laminated veneer
2. Implant supported crown
The High Translucency (HT) blocks are mainly to replace enamel: inlays, onlays, veneers, partial and full crowns. The Low Translucency blocks are intended for the replacement of dentin and enamel structures: to mask discoloured preparations, in particular for crowns

ADVANTAGES

CERASMART will impress you with the following advantages:

- Strength and flexibility blend together
 - Highest flexural strength in its category
 - High flexibility to buffer masticatory pressure
- Precision and durability unite
 - Fast and precise milling, sharp marginal adaptation
 - Ultra-fine fillers for a long-lasting polish and less wear
 - High radiopacity for an easy follow-up
- Aesthetics and CAD/CAM connect
 - Balanced fluorescence and opalescence
 - Easy to obtain a high gloss surface

ORDERING INFO

Cerasmart is available in A1, A2, A3, A3.5 and B1 each time in a High Translucency (HT) and Low Translucency (LT) version. The available in sizes 12, 14, and 14L come with either a Cerec or Universal mandrel in refills of 5 blocks.

RELATED PRODUCTS

Ceramic Primer II

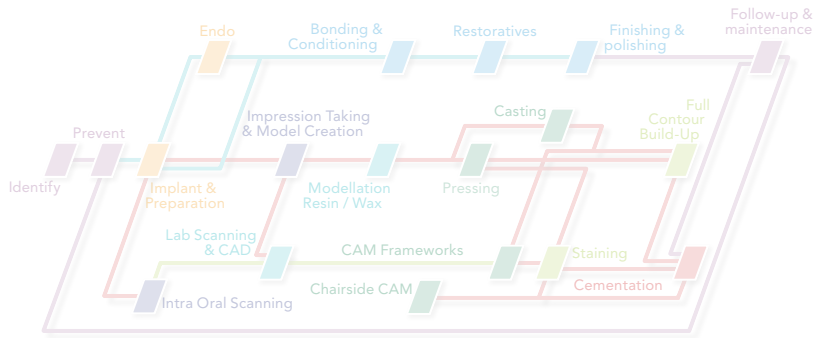


Optiglaze Color



DiaPolisher





Initial family overview from GC:

After 10 years on the market the GC Initial range of ceramics can probably be called one of the most versatile systems adapted to all types of sub-structures used in today's modern dental

The all-round ceramic system for each and every indication

laboratories. With Initial from GC each and every dental technician will be able to formulate an answer to every aesthetic challenge, regardless of the type of framework, build-up procedure or economic aspect.

GC INITIAL MC FOR METAL ALLOY FRAMEWORKS

Ceramic for metal alloy with a normal expanding CTE whether containing silver, a high or reduced gold content or palladium. Also for NPA (Non-precious Alloy) and electroforming copings. Use the sintering technique to create inlays, onlays and veneers on refractory dies.

GC INITIAL IQ

One body build-up or press ceramic that allows full concentration on function and form. The aesthetics are added in the final stage by means of the 3D effect Lustre Pastes NF.

GC INITIAL LF FOR LOW-FUSING TECHNIQUES

Synthetic ceramic for low temperature firing on alloys with a CTE compatible with those for GC Initial MC. Use to correct restorations made with GC Initial MC or as a build-up material on GC Initial PC copings.

GC INITIAL LISI FOR LITHIUM DISILICATE FRAMEWORKS

Highly aesthetic feldspar veneering ceramic adapted to the light-dynamics of lithium disilicate frameworks.

GC INITIAL TI FOR TITANIUM FRAMEWORKS

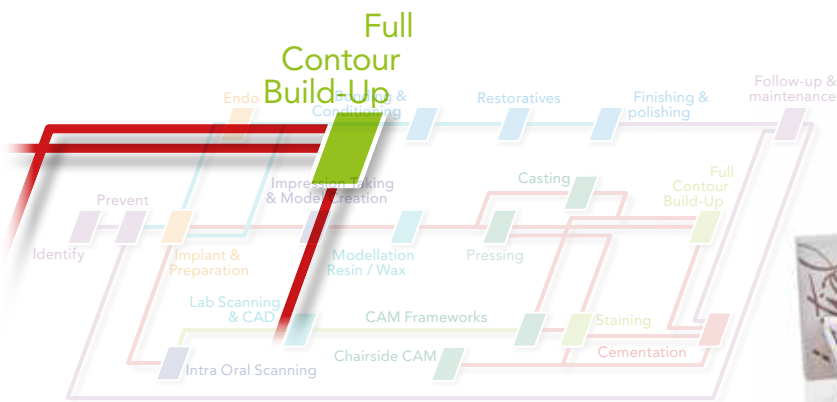
Ceramic for creating restorations which are highly aesthetic and biocompatible. To bond the ceramic securely to the framework use GC Initial Titanium Bonder.

GC INITIAL ZR FOR ZIRCONIUM OXIDE FRAMEWORKS

Ceramic for use on the high strength zirconium oxide framework, which is ideal for the fabrication of delicate substructures such as bridges.

GC INITIAL PC FOR PRESSABLE TECHNIQUES

Ceramic for pressing whether layering or staining is preferred. For layering use GC Initial LF.



Initial MC from GC: The ultimate metal ceramic system

The GC Initial MC ceramic system offers new perspectives for metal ceramic indications. The feldspar portion and the excellent light-optical properties release an enormously high aesthetic potential, whether you work with standard layering techniques for ease and quickness or with life-like layering techniques for the highest aesthetic demands. The CTE is adapted to all conventional alloy types, irrespective of whether they contain silver, have a reduced gold content or are palladium-based. Even NEM and galvano crowns can be easily used for veneering with ceramic. With Initial MC, no need to worry about shrinkage during the firing process, even with high gold content alloys.

INDICATIONS

GC Initial MC perfectly adapted to all conventional precious & non precious dental alloys. With the modular system you can evolve from the 3 layer technique in steps towards an individual multi-layer approach. The system can be combined with the Lustre Pastes NF and all other Initial MC system components such as bleach, gum and CST shades.

Master all your challenges

ADVANTAGES

- Optimised shrinkage properties and good polishability
- Effect materials for all the different staining and layering techniques
- Both powder and paste opaques are available
- Perfectly coordinated components including bleach and gum shades
- Cross-system logic for all materials and shade matching
- Simple handling and short learning curve
- Quick, aesthetic and economical results
- Easy & fast application combined with a short learning curve facilitate and economical way of working

ORDERING INFO

Initial MC is available in a series of sets, Entrance, Basic, Basic Plus or Advanced containing either the Paste Opaques or the Powder Opaques.. Furthermore you can add the Bleach or Gum Shades Sets and the INvivo/INsitu stain sets to your assortment.



RELATED PRODUCTS

Lustre Pastes NF



Initial gum & bleach



Initial MC CST



Full
Contour
Build-Up



Master all your challenges

Initial INmetalbond from GC: Buffer between Initial metal ceramics and dental alloys

INmetalbond is used as a thin layer between the alloy and the first Opaque layer. The INmetalbond blocks the escaping metal oxides and neutralizes differences in the expansion coefficient. The bonder does not increase the bonding strength as such but allows a wider span of CTE compatibility.

INDICATIONS

Can be used on all PFM alloys, precious as well as non-precious.

ADVANTAGES

- Easy to apply
- Ready-to-use paste
- Neutralises differences in the expansion coefficient between Initial metal ceramics and dental alloys
- Improves and secures the chemical bond on various types of alloys
- Allows a wider span of CTE Compatibility

ORDERING INFO

Initial INmetalbond comes in 4 g syringes.

Initial Connector Paste from GC: Fine ceramic paste for the sinter technique

The GC Initial MC/LF Connector Paste is used as an intermediate coat between the GC refractory die materials to ensure a perfect fit and optimal firing result for the ceramic sinter technique.

INDICATIONS

Initial Connector Paste is indicated for base firing on refractory die materials, like G-Cera Orbit Vest.

ADVANTAGES

- Ready-to-use paste
- Red colour for optimal application on refractory model before firing
- Perfect match with GC Initial MC and Initial LF

ORDERING INFO

Initial MC/LF Connector Paste comes in 6 g jars.

RELATED PRODUCTS

Initial Cast NF



Initial MC

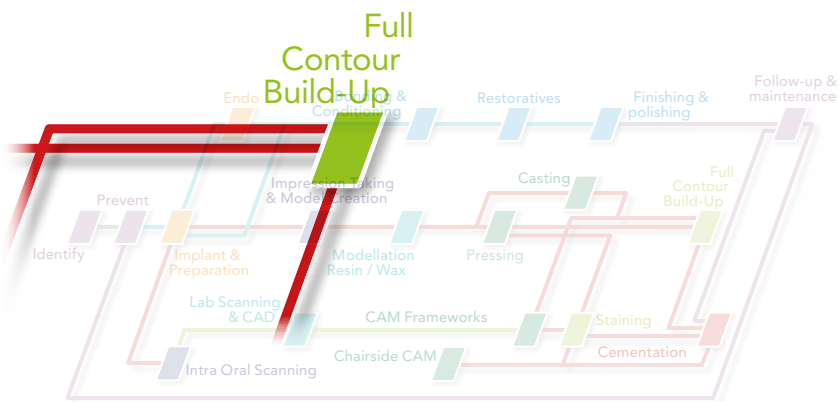


G-Cera Orbit Vest



Initial MC / LF





Initial LiSi from GC: Specialized ceramic for lithium disilicate

With Initial LiSi, GC offers a highly aesthetic feldspar veneering ceramic adapted to the light-dynamics of lithium disilicate frameworks. With this type of frameworks gaining popularity, GC now offers a solution for highly aesthetic and durable restorations for long-term patient satisfaction. GC Initial LiSi is characterised by a precisely adapted coefficient of thermal expansion (CTE), low firing temperatures and maximum stability even after multiple firings. But Initial LiSi will mainly impress you with its excellent aesthetics on lithium disilicate frameworks, particularly in terms of their optical dynamics.

INDICATIONS

Initial LiSi can be used both in the individual layering and in the cut-back technique following the proven Initial ceramic concept – One shade system – One layering technique. If you want to go even further, full anatomical frameworks can be enhanced by staining using the GC Initial Lustre Pastes NF.

Master all your challenges

ADVANTAGES

- Superior natural aesthetics, specially designed and adapted to the light-dynamics of lithium disilicate frameworks
- Low firing temperature and exactly cross-matched coefficients of thermal expansion with high stability, even after multiple firings
- Comprehensive shade and layering system
- Simple handling and short learning curve
- Quick, aesthetic and economical results

ORDERING INFO

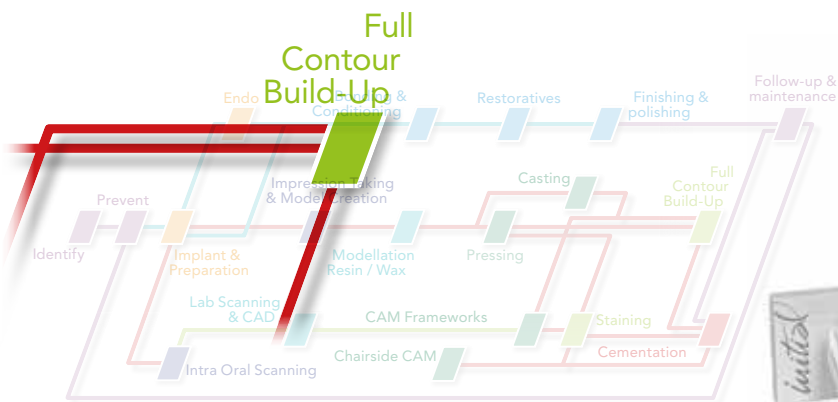
Initial LiSi comes in 2 different sets: Basic and Advanced.



RELATED PRODUCTS

GC Initial Lustre Pastes NF





Initial Zr-FS from GC: Specialized zirconium oxide ceramic system

A perfect fit for ultimate comfort

GC Initial Zr-FS is an improved feldspar based zirconium oxide veneering ceramic for use with high strength zirconium frameworks. The unequalled natural optical effects and increased stability after multiple firings, makes it ideal for the fabrication of complex and delicate substructures such as bridges. The dedicated Zr Light Reflective Liners are ready-to-use liners designed for reliable shade masking of different coloured Zircon frameworks while maintaining the aesthetically relevant light effects. After conditioning the framework in this way, a standardised layering technique will lead to perfect shade results.

ADVANTAGES

- High content of extremely pure special selected feldspar
- Superior aesthetics on all types of high tensile strength zirconium frameworks
- Firing temperature of 810 °C and short cooling times
- Very good wettability, high stability and smooth surfaces
- Superior natural aesthetics on high tensile strength Zr-frameworks

ORDERING INFO

Initial Zr-FS comes in 4 different sets: Basic, Advanced, Bleach and Gum Shades.

INDICATIONS

GC Initial Zr-FS allows you to fabricate every type of conventional full ceramic and hybrid restoration reliably and true-to-colour using zirconium oxide frameworks.



RELATED PRODUCTS

Zr Light Reflective Liners



Initial Zirconia Disk



Initial Lustre Pastes NF



Full Contour Build-Up



Master all your challenges

Initial Ti from GC: Specialized metal ceramic system

The GC Initial Ceramic System offers perspectives for special metal ceramic indications such as titanium frameworks. GC Initial Ti is indicated in situations where high demands are placed on biocompatibility and the most superior aesthetics are expected. By means of the Initial Ti Bonder, an optimal bonding between titanium frame structures and GC Initial Ti porcelain is secured.

INDICATIONS

With a coefficient of thermal expansion of $8.6 \times 10^{-6} \text{ K}^{-1}$ (25°-500° C) Initial Ti is adapted to all titanium base materials.

ADVANTAGES

GC Initial Ti

- Optimal bonding to titanium structures
- Firing temperature 780 °C
- Effect materials for all the different staining and layering techniques
- Perfectly coordinated components, including bleach shades
- Simple handling and short learning curve

GC Initial Ti Bonder

- Easy to mix and apply with short working steps
- Suitable for all titanium metals – whether pure or alloyed, cast or milled

ORDERING INFO

Fully in line with the other ceramics of the range, Initial Ti comes in Basic, Basic Plus, Advanced and Bleach sets. The Initial Ti Bonder is delivered as 4 g powder and 25 ml liquid.

Initial LF from GC: Specialized low fusing metal ceramic system

GC Initial LF is a synthetic ceramic for low-temperature firing on alloys with a CTE compatible with those for GC Initial MC. This low fusing ceramic can easily be polished for a 'true-to-life' glossy sheen and reduced occlusal abrasion. Initial LF is used to correct restorations made with GC Initial MC or as a build-up material on GC Initial PC copings.

INDICATIONS

The coefficient of thermal expansion (CTE) of $11.6 \times 10^{-6} \text{ K}^{-1}$ (25°- 500° C) makes Initial LF suitable for ceramic-metal alloys with a standardized CTE, for NEM, high- and reduced-content gold alloys, but also for galvano or palladium-based alloys (with a silver content < 20 %).

ADVANTAGES

- Synthetic ceramic with a firing temperature of 770 °C
- Excellent low-shrinkage properties
- Optimised shrinkage properties and superb polishability
- Effect materials for all the different staining and layering techniques

ORDERING INFO

Fully in line with the other ceramics of the range, Initial LF comes in Basic, Basic Plus, Advanced and Bleach sets.

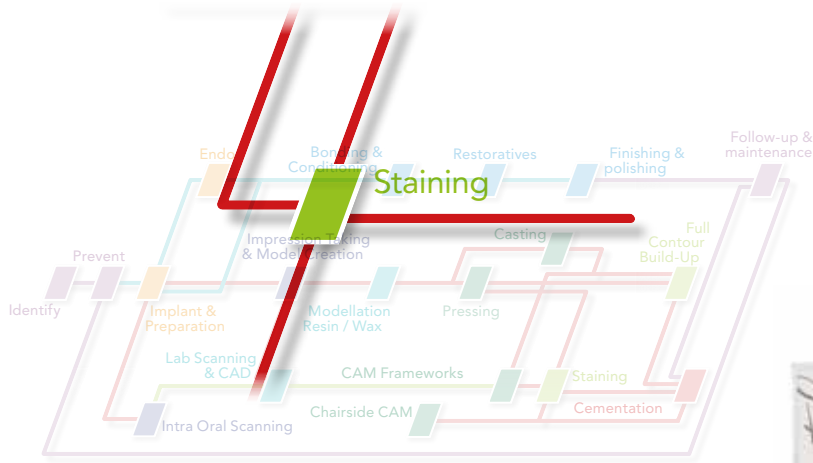
RELATED PRODUCTS:

Initial Stain Set INvivo/INsitu MC, LF, PC



Initial Lustre Pastes NF





Initial Gum & Bleach Shades from GC: Specialized ceramic systems

“No white aesthetics without red aesthetics”. To make gingival restorations with Initial even more aesthetic and more natural, the add-on sets GC Initial MC and GC Initial Zr gum shades meet all the requirements for highly aesthetic gingival reproductions. To extend this harmonised shading system and to follow the trend for very light tooth colours, GC offers the GC Initial Bleach Shades, a unique colour set that allows you to match even the lightest tooth shades whatever ceramic restoration system you use.

INDICATIONS

The gingival-coloured materials are especially suited to indications in the areas of implant superstructures, crown & bridgework techniques. With the Initial Bleach Shades you can match even the lightest tooth shades whatever ceramic restoration system you use.

Master all your challenges

ADVANTAGES

Initial Gum Shades

- Five nature analogue gingival shades
- Especially suited to indications in the areas of implant superstructures, crown & bridgework techniques
- For soft tissue zones made of ceramic that need to be individually characterised to create a lifelike transition from the crown margin to the gingiva
- Individual steps can easily be divided between the different firings – depending on the indication and individual preference

Initial Bleach Shades

- Complementary to five Initial ceramic systems
- Highest aesthetics thanks to true-to-nature light dynamics
- Special shades beyond the conventional colour palette
- Different components can be added together to create increasingly aesthetic restorations

ORDERING INFO

The Initial Gum shades are available for Initial MC and Initial Zr-FS
The Initial Bleach shades are offered for Initial MC, LF, Ti, Zr-FS

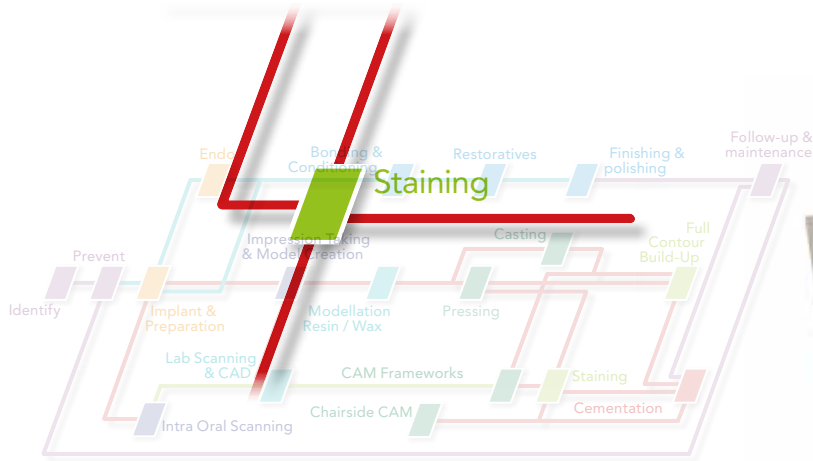
RELATED PRODUCTS:

Initial MC, LF, Ti, Zr-FS

initial

Lustre Pastes NF





Lustre Pastes NF from GC: Unique 3-dimensional paintable ceramic

Bring Red & White aesthetics to all your precious works ... just by painting

With the Lustre Pastes NF you no longer need complex layering or extra firing cycles to obtain an unsurpassed vitality and a natural glaze for all your restorations. The steps to complete your crown and bridgework remain identical, regardless of the technique you use to create ceramic-based restorations. Do you need to change the colour, the brightness, the grey value or the surface gloss of your layered crowns and bridges? Looking for a way to add extra vitality to your CAD/CAM produced monolithics? Do you prefer to press your ceramics and then paint the characteristics at a later stage? Lustre Pastes NF is the solution in any case.

INDICATIONS

With the Lustre Pastes NF you can easily improve or modify your conventional ceramic crown and bridgework (CTE – between 6,9 and 13,3):

- GC Initial Lustre Pastes NF - V-shades to change the brightness, colour and value of all ceramics. To be used in the cut-back technique with your pressed or layered work and all your monolithical zirconiumoxide works:
 - 5 Basic colours to achieve a V-Shade restoration in the easiest way.
 - 9 Advanced colours to open up your artistic side and paint white spots, decalcifications, hair lines and crack lines.
- GC Initial Lustre Pastes NF Gum Shades for a lifelike transition from the crown margin to the gingiva:
 - 5 ready to use gum coloured pastes with an ideal thixotropy for easy and precise application.
 - 4 mixable Gum Modifiers allowing unlimited creativity to copy natural gingival harmony.

ADVANTAGES

- One kit for the complete GC Initial ceramic range (CTE – between 6,9 and 13,3)
- No complex layering or extra firing cycles required.
- Available in a ready to use jars for a more convenient application
- Diluting and Refresh liquids to keep the optimal consistency until the end

ORDERING INFO

Initial Lustre Pastes NF V- shades and Initial Lustre Pastes NF Gum- shades come in complete sets with all colours, including liquids and accessories. All shades and liquids are available as refills as well:

- Neutral, Body A, Body B, Body C and Body D
- Enamel Effect shades: Vanilla, White, Grey, Dark Grey, Light Blue, Dark Blue, INcizio, Olive and Value
- Gum Shades: G-23, G-24, G-34, G-35 and G-36
- Stain Modifiers: M1, M2, M3 and M4



RELATED PRODUCTS

GC Initial Ceramic line





Master all your challenges

Initial IQ – Layering Concept from **GC:**
Layering-over-Metal and Layering-over-Zircon

GC has been seeking a method of providing technicians with a means of always achieving the same quality and reproducibility of aesthetic results. Through the development of the Initial IQ-One Body- Layering Concept, GC can now offer a compact ceramic set for the fast and easy reproduction of the standard V-shades. This new system enables technicians to reproduce the same aesthetical results with fewer materials.

INDICATIONS

The monolithic build-up with only one powder enables you to concentrate 100% on form and function of the prosthetic works. Vitality and a natural appearance are in the final step added with the Initial IQ Lustre Pastes NF.

ADVANTAGES

- Layering-over-Metal is compatible with standard porcelain alloys
- Layering-over-Zircon is compatible with all Zr-based technologies
- Crown build-up with only one powder allows full attention to shaping and function
- Fast reproduction of standard V-colours following the 'paint by numbers' approach with GC Lustre Pastes NF
- Crown build-up with only one powder allows full attention to shaping and function

ORDERING INFO

The Initial IQ Layering-Over-Metal and Layering-Over-Zircon system sets contain all products and accessories needed. In addition we offer the Initial Zr, Light Reflective Liner Set.

Initial IQ – Press Concept from **GC:**
Press-over-Metal and Press-over-Zircon

The GC Initial IQ Press-over-Metal and Press-over-Zircon systems are feldspar-based pressable ceramics that demonstrate unsurpassed lifelike aesthetics. The pre-blended ingots and the GC Initial IQ Lustre Pastes NF add up to an internal light dynamic that delivers unrivalled vitality and natural lustre. This system is compact and easy to use, suitable to all dental technicians.

INDICATIONS

Initial IQ is a Press-over concept for metal and zirconium frame structures. This concept offers for the first time the possibility to press posteriors and anteriors without further layering technique. The standard V-colours are reproduced with the Lustre Pastes NF following the 'paint by numbers' approach.

ADVANTAGES

- Press-over-Metal is compatible with standard porcelain alloys (CTE range 13.8 to 14.9)
- Press-over-Zircon is compatible with all Zr-based pressable and CAD/CAM technologies
- Can be used to press posteriors and anteriors without further layering technique
- Aesthetics are achieved following the 'paint by numbers' with GC Lustre Pastes NF
- Quick reproduction of standard V-colours

ORDERING INFO

The Initial IQ Press-Over-Metal and Press-Over-Zircon systems are available in complete system sets containing all products and accessories needed.

RELATED PRODUCTS

Initial Cast NF

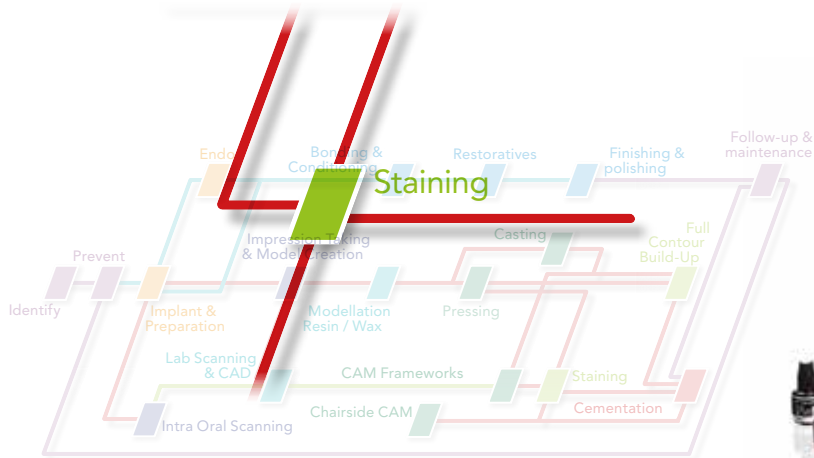


Zr Light Reflective Liners



Initial Zirconia Disk





Optiglaze Color from GC:

A light-cured characterization coating for indirect restorations

Are you looking for a simple solution to add characterisation to your everyday aesthetic creations? Then Optiglaze Color will impress you because it adds colour, surface gloss and high wear resistance to all your restorations. Ready to use, easy to handle and cutting on the polishing stage this product will save you valuable time. You can choose from a wide variety of colours, both for internal and external characterisation, leading to perfect aesthetics. The renowned nano-filler technology gives your restoration a high wear resistance, for long-lasting gloss with a high discolouration resistance.

INDICATIONS

The versatility of Optiglaze Color will impress you because it adds colour, surface gloss and high wear resistance to all your:

- Composite crowns & bridges
- Temporary resin crowns & bridges
- Hybrid Ceramic crowns
- Implant retained dentures
- Acrylic permanently fixed implant bridges
- Artificial teeth

Because everything looks better in COLOR

ADVANTAGES

Optiglaze Color features GC's renowned nano-filler technology and is set apart by the following features & benefits:

- Time saving
 - Light-curing cuts polishing stage
 - Easy handling & application
- Perfect aesthetics
 - A wide variety of colours available
 - Thin coating layer (25-50 µm) and long-lasting gloss
- Durable results
 - High wear resistance and discolouration resistance
 - Excellent bonding to a wide variety of polymer-based materials

ORDERING INFO

OPTIGLAZE color is available in a complete set with accessories.

All shades are available as refill as well: A plus, B plus, C plus, white, ivory white, yellow, orange, pink orange, red brown, olive, grey, blue, lavender, pink, red, clear and clear HV.



RELATED PRODUCTS

Cerasmart

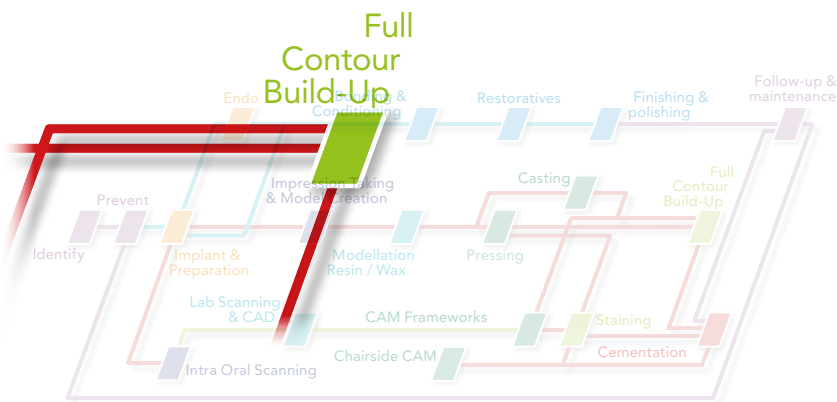


Unifast III



Labolight DUO





GRADIA PLUS from GC:

Modular composite system for indirect restorations

Light-cured composites for dental restorations have continuously gained in popularity over the years. They stand out for their ease of use and speed, but also for their antagonist friendliness and shock absorption...all keys to success in a variety of clinical situations.

With a long tradition in composite technology, GC has developed GRADIA PLUS - a high-strength, nano-hybrid, light-curing indirect composite system. GRADIA PLUS has brightness, translucency, chroma and a natural opalescence in the oral environment that compares favourably to ceramics. Fewer standard colours in a modular format, offering you productivity, flexibility and individuality.

INDICATIONS

GRADIA PLUS covers a wide range of indications and techniques, from classic or multi-chromatic build-up to monolithic approaches

1. Crown and Bridgework (with metal backing)
2. Metal free restorations: Jacket Crowns, Inlays, Onlays and Laminated Veneers
3. Implant superstructures
4. Reproduction of gum tissue for crown restorations

Where innovation meets indication

ADVANTAGES

- Latest ceramic polymer technology
- Aesthetic & easy to polish
- Modular & rational
- Innovative Colour & Coating System
- Red & White aesthetics in perfect harmony
- Curing at the speed of light

ORDERING INFO

Layer Set, Paint Set, Accessory Set

For the production of high-aesthetic crown and bridge work using the layering technique:

The combination of these three sets will enable you to create vitality and a natural appearance using fewer materials.

Layer Set, Layer Plus Set, Paint Set, Accessory Set

For the production of high-aesthetic crown and bridge work using the layering technique:

The combination of these four sets will enable you to create an almost unlimited number of colour and texture combinations

Gum Shades Set, Paint Set, Accessory Set

The GRADIA PLUS approach offers a solution for the most complex "red" aesthetic cases:

The combination of these two sets will allow you to closely match a patient's gingival tissue in colour and texture, regardless of their age or ethnicity

One Body Set, Paint Set, Accessory Set

For a fast and easy monolithic reproduction of standard V-shades:

the combination of these three sets will meet all your aesthetic and cost-efficiency demands.

RELATED PRODUCTS

Labolight DUO



Cerasmart



Metal primer Z



Sticknet



Full Contour Build-Up



Laying the groundwork for aesthetics

Metal Primer Z from GC: One step resin to metal bonding agent

Metal Primer Z (the successor of Metal Primer II) creates strong connections between metal frameworks and any type of resin based material.

INDICATIONS

To be used with all dental alloys and acrylics:

- MDTP: enabling improved bonding to precious alloys
- MDP: enabling a strong bond to non-precious alloys and even to Zirconia for certain indications

ADVANTAGES

- A quick and easy procedure, without the need for any additional equipment
- No heat treatment required
- Creates a permanent bond even in a wet environment
- Can be applied directly in the mouth

ORDERING INFO

Metal Primer Z is available in a 5 ml bottle.

Ceramic Primer II from GC: Specialised primer for all aesthetic indirect restorations

CERAMIC PRIMER II, a specialised priming agent promotes a strong bond between all aesthetic indirect restorations and resin-based cements in case of luting procedures or direct composites in case of repair.

INDICATIONS

CERAMIC PRIMER II is indicated for luting and repair of aesthetic restorations made of:

- Feldspar ceramics
- Leucite reinforced ceramics
- Lithium disilicate ceramics
- Zirconia & alumina
- Hybrid ceramics (e.g CERASMART)
- Composite

ADVANTAGES

- Fast & easy application, no more mixing thanks to single bottle delivery
- No waiting time: simply apply and dry
- High & durable bond strength to aesthetic materials
- No need for refrigeration, the bottle & the unit dose can be stored at room temperature
- Tailored-made solution to satisfy each dental professional: unit dose vs bottle

ORDERING INFO

CERAMIC PRIMER II is available in a 3 ml bottle or in unit dose of 0.1 ml.

RELATED PRODUCTS

Gradia Gum



Gradia



LABOLIGHT DUO



Full Contour Build-Up



Laying the groundwork for aesthetics

Composite Primer from GC: Adhesive for bonding composite to composite

COMPOSITE PRIMER is a light-curing bonding agent that rebuilds the inhibition layer for safe bonding between composite layers. It also assures a safe bonding when individualising artificial teeth and acrylic denture bases using GC GRADIA and GC GRADIA gum shades micro-hybrid composite system.

INDICATIONS

- Surface treatment of micro-filled resin (MFR) or micro-filled hybrid resin (GC GRADIA, GRADIA gum shades) prior to luting or repairing procedures.
- Surface treatment of acrylic resin prior to repairing procedure

ADVANTAGES

- Simply applied with a brush
- Easy and fast handling
- Rebuilding of inhibition layer
- Safe composite bonding

ORDERING INFO

Composite Primer is available in a 3 ml bottle.

Stick® & Stick®NET from GC: Fibre reinforcements for composites and acrylics

GC Stick and GC StickNet provide a strong, aesthetic and profitable solution for strengthening composites and acrylics. They are made of silanated E-glass fibres embedded in a polymer matrix. These reinforcements can be used with light-cured, chemically-cured and dual-cured resins and composites, as well as with powder-liquid acrylics. The unidirectional Stick fibre bundle adds strength and stiffness to the material in the direction of the fibres. The GC StickNET fibre net adds strength and toughness to the material in two directions.

INDICATIONS

GC Stick is especially recommended for partial and full removable dentures and repairs, but also for surface retained bridges, inlay and onlay bridges and implant supported bridges. GC StickNET is especially recommended for reinforcing crowns and thin areas of removable dentures. But can also be used for post and core crowns, veneers and clasp areas in removable dentures.

ADVANTAGES

- Solution for a wide range of indications
- Compatible with most composites and acrylics
- Unique patented bonding
- Low starting investments
- Simple and time-saving fabrication method
- As strong as metal
- Metal free and aesthetic
- Easy to repair
- Extensive research data

ORDERING INFO

Stick is available in refills of 4 x 15 cm
Stick NET comes in refills with 3 x 30 cm²

RELATED PRODUCTS

Gradia Gum



Gradia

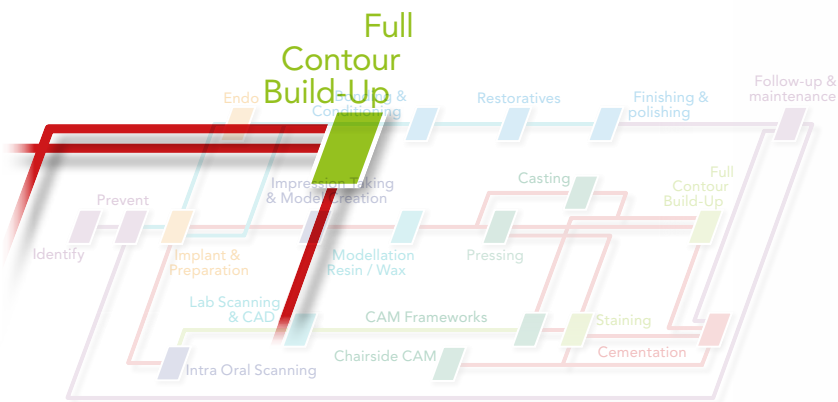


LABOLIGHT DUO



StickRESIN





Labolight DUO from GC:
LED dual mode light curing unit
for indirect composite techniques

Two modes, one device,
no double standards

The days when you needed two curing devices in your laboratory are now a thing of the past. GC is now offering a state of the art multi-functional light curing device for the technician combining 2 curing modes: pre-curing (step mode) and final curing (full mode). The double wave length LED technology ensures optimal hardening of all light cured dental materials, while the high power outlet reduces light curing cycles. The GC Labolight DUO is not only capable of handling most of your work, it looks good as well. The award winning sleek, contemporary styling with smooth surfaces allows for easy cleaning and reduces the space it takes in your lab. This design serves the usability: the interface is very simple and intuitive and the inner parts are easily accessible thanks to the wide opening. The reflective plate and the automated rotary system distribute all light effectively and expose your works from all sides.

ADVANTAGES

- Double wave length long lifecycle LED technology with spectrum ranges peaks of:
 - 12 Blue LED's: 465 nm-485 nm
 - 3 Violet LED's: 390 nm-400 nm
- Optimal hardening of all light cured dental materials with reduced light cycle times
- Compact & ergonomic design reduced space requirements
- Easy access – wide opening
- Automated rotary system including reflective plate for effective light distribution
- Curing stand for effective positioning of the objects during LC cycles

INDICATIONS

Equipped with double wave length LED technology the Labolight DUO can be used to cure any of GC's composites in a secure and durable way. It offers a wavelength range of 380 nm – 510 nm with spectrum ranges peaks of 465 nm-485 nm (12 Blue LED's) and 390 nm-400 nm (3 Violet LED's).



RELATED PRODUCTS

Gradia Gum



Gradia



Optiglaze



Optiglaze Color





A new standard in training and education

GC has always invested heavily in providing the very best in training and education to the whole dental team. The ability to promote and disseminate knowledge amongst dental professionals is a fundamental principle of our business.

Therefore we invest yearly in new training facilities spread across Europe. At the moment we have five beautiful training facilities in Europe: Spain, Italy, Turkey and France and our main training facility, one of the biggest in Europe, located on our Headquarters site in Leuven, Belgium, which opened in 2008.

This state-of-the-art environment enables us to exchange knowledge with our worldwide network of dental professionals. Every year this facility hosts more than 2000 trainees from all over Europe: dental technicians, dentists, oral hygienists, students, sales representatives, study clubs and universities. These dental training courses are primarily hands-on; however, lectures on the latest products and techniques precede all sessions. All of our trainers and guest speakers are dedicated to providing the attendees with the necessary practical skills that will allow them to expand their knowledge in key areas of dentistry.

We can organise courses for groups of various sizes ranging from eight to 100 attendees. The course length can vary from half a day up to three days. For groups with a minimum of eight people we can also tailor courses to fit.

Let's introduce you to a few of our training possibilities

Please look at our website (www.gceurope.com) and go to Education for the complete overview and timing of our courses. Of course our dedicated team is always available to answer your questions directly via campus@gceurope.com.

For the dentist

1. **Direct composite training:**
Would you like to save time and learn stress-saving techniques to master your composite restorations? Join one of our two-day hands-on courses in producing invisible, functional and predictable direct anterior and posterior composite restorations.



Clinical case by Dr Javier Tapia Guadix (Spain) & Prof Marleen Peumans (Belgium)





2. **Luting training:**
Enjoy increased predictability and ultimate success with your indirect restorations.
During this two-day workshop we elaborate on various cementation techniques based on contemporary restorative materials.
3. **GI training:**
Why modern glass ionomers deserve a place in your surgery.
During this two-day interactive hands-on training course we discuss all features and benefits of modern glass ionomers from preventive measures to minimal intervention, restorations and cementations.
4. **Modern dentistry:**
Want to enter the field of digital dentistry?
These courses provide knowledge to the whole dental team on digital dentistry, from how to start through to more advanced levels. Please contact our campus team directly for more information.

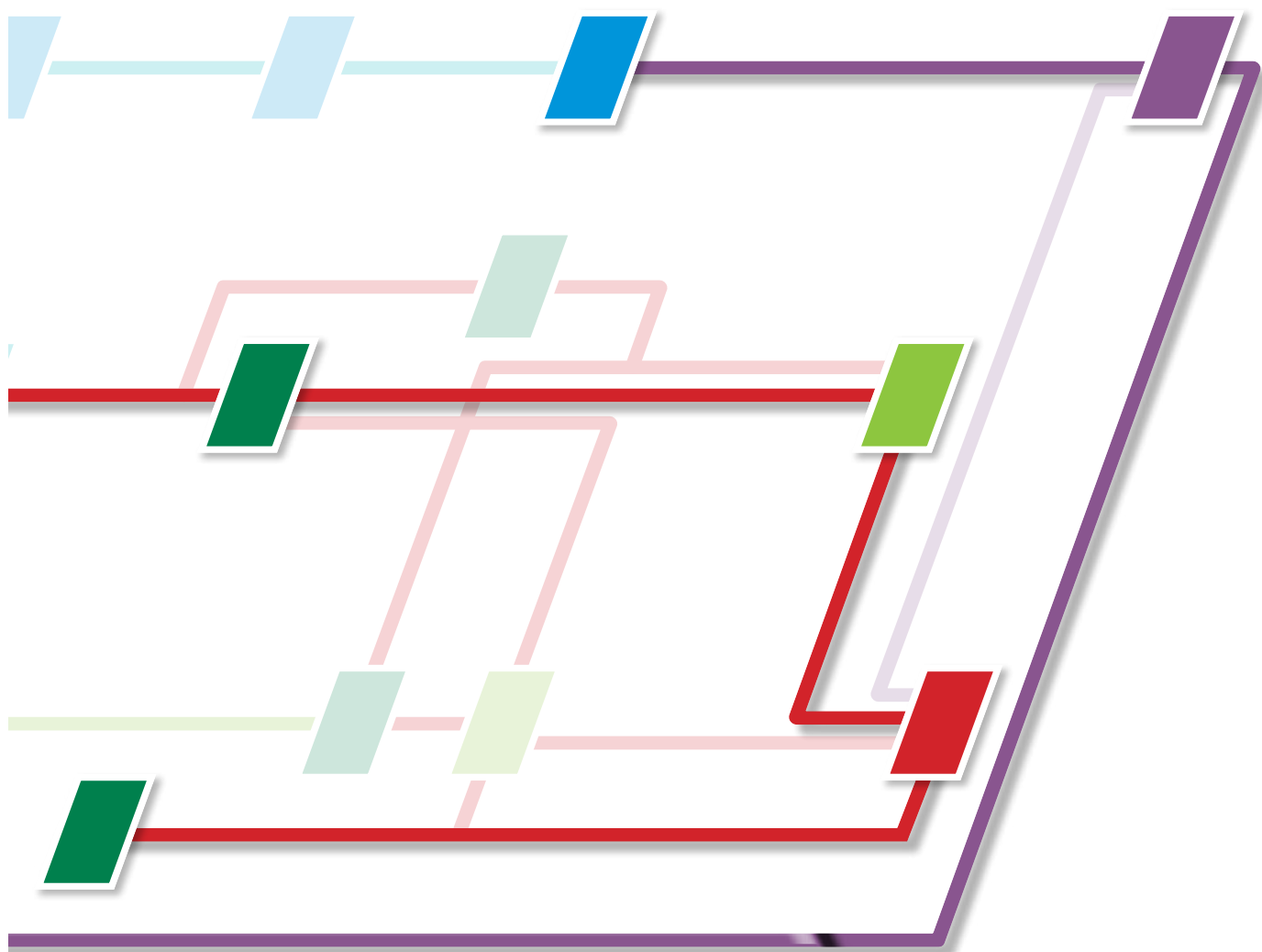
For the dental technician

1. **Create your world with Initial:**
GC Initial represents a paradigm shift in ceramic systems as it consists of six ceramics in one integrated product line and colour line from metal-ceramic all the way to full-ceramic restorations. Participants will gain the following insights:
 - The philosophy of the Initial system
 - The essential processes for different ceramic applications
 - The principles of the different GC Initial layering approaches
 - Explanations of the colour system and different powders
 - Useful tips and tricks

2. **The simplification of aesthetics:**
Do you want to know more about our unique correction powders, which do not alter the colour or the depth of translucency?
Take our two-day course on Initial LiSi. GC offers a highly aesthetic feldspar veneering ceramic adapted to the light dynamics of lithium disilicate frameworks.
3. **Understanding and using laboratory composites:**
GRADIA is a unique light-cured micro-ceramic composite system for crowns, bridges, inlays and veneers, which give restorations a colour tone close to that of natural teeth. During this course our experts explain the step-by-step procedures of building up various GRADIA and GRADIA gum shade restorations. The course includes practical tips and tricks and explanations on the technical and clinical aspects of composite restorations.
4. **Guidelines for optimal use of stones and investments:**
GC's stones and investments are high quality products that have been specifically designed to produce consistently accurate castings and meet the production requirements of the modern dental laboratory. This course will help you understand our GC Fujirock stones and GC Fujivest investments in more detail. You will learn how to avoid mistakes and potential problems by identifying the optimal techniques and by analysing the various problems that can occur if best practice is not followed.
5. **Modern dentistry:**
Interested in entering the field of digital dentistry?
The GC Aadvu Lab Scanner is a fully automated lab scanner that uses the most recent projection and measurement technology. This high-end dual camera system with blue LED structured light, when combined with GC's implant scan technology, ensures the highest accuracy.

Our digital dentistry courses will teach you how to successfully and efficiently operate the GC Aadvu dental CAD software. We also offer advanced training for more complex cases e.g. implants.





GC EUROPE N.V.
Head Office
Researchpark
Haasrode-Leuven 1240
Interleuvenlaan 33
B-3001 Leuven
Tel. +32.16.74.10.00
Fax. +32.16.40.48.32
info@gceurope.com
http://www.gceurope.com

GC BENELUX B.V.
Edisonbaan 12
NL-3439 MN Nieuwegein
Tel. +31.30.630.85.00
Fax. +31.30.605.59.86
info@benelux.gceurope.com
http://benelux.gceurope.com

GC UNITED KINGDOM Ltd.
16-23, Coopers Court
Newport Pagnell
UK-Bucks. MK16 8JS
Tel. +44.1908.218.999
Fax. +44.1908.218.900
info@uk.gceurope.com
http://uk.gceurope.com

GC FRANCE s.a.s.
8 rue Benjamin Franklin
F-94370 Sucy en Brie Cedex
Tel. +33.1.49.80.37.91
Fax. +33.1.45.76.32.68
info@france.gceurope.com
http://france.gceurope.com

GC GERMANY GmbH
Seifgrundstraße 2
D-61348 Bad Homburg
Tel. +49.61.72.99.59.60
Fax. +49.61.72.99.59.66.6
info@germany.gceurope.com
http://germany.gceurope.com

GC NORDIC AB
Finnish Branch
Vanha Hommaksentie 11B
FIN-02430 Masala
Tel. & Fax. +358.9.221.82.59
info@finland.gceurope.com
http://finland.gceurope.com

GC NORDIC AB
Danish Branch
Harbour House
Sundkrogsgade 21
DK-2100 København
Tel. +45 23 26 03 82
info@denmark.gceurope.com
http://denmark.gceurope.com

GC NORDIC AB
Varuvägen 9
S-125 30 Älvsjö
Tel. +46 8 410 344 90
Fax. +46 8 555 788 05
info@nordic.gceurope.com
http://nordic.gceurope.com

GC ITALIA S.r.l.
Via Calabria 1
I-20098 San Giuliano Milanese
Tel. +39.02.98.28.20.68
Fax. +39.02.98.28.21.00
info@italy.gceurope.com
http://italy.gceurope.com

GC AUSTRIA GmbH
Tallak 124
A-8103 Gratwein-Strassengel
Tel. +43.3124.54020
Fax. +43.3124.54020.40
info@austria.gceurope.com
http://austria.gceurope.com

GC AUSTRIA GmbH
Swiss Office
Bergstrasse 31c
CH-8890 Flums
Tel. +41.81.734.02.70
Fax. +41.81.734.02.71
info@switzerland.gceurope.com
http://switzerland.gceurope.com

GC IBÉRICA
Dental Products, S.L.
Edificio Codesa 2
Playa de las Américas 2, 1º, Of. 4
ES-8290 Las Rozas, Madrid
Tel. +34.916.364.340
Fax. +34.916.364.341
info@spain.gceurope.com
http://spain.gceurope.com

GC EUROPE N.V.
East European Office
Siget 19B
HR-10020 Zagreb
Tel. +385.1.46.78.474
Fax. +385.1.46.78.473
info@eeo.gceurope.com
http://eeo.gceurope.com

GC EUROPE N.V.
Türkiye İrtibat Ofisi
Caferağa Mah.
Albay Faik sözdener cad.
İffetgülhan İşMrkz. No:9 Dr:4
TR-34710 Kadıköy / İstanbul
Tel: +21.650.406.01
info@turkey.gceurope.com
turkey.gceurope.com



'GC'